



CSF & OSF CHAMPIONSHIPS
RIFLE / PISTOL / SHOTGUN / FULLBORE
GOLD COAST, AUSTRALIA
28 OCT - 08 NOV 2017



RESULTS BOOK

Index

Results Certification Letters
ISSF Technical Delegates and ISSF Juries
Competition Officials
Final Competition Schedules
Entry List by Number
Medalists by Event
Medal Standings
Records Broken / Equaled
Final Results

YOUTH OLYMPIC GAMES
OCEANIA QUALIFYING EVENT
PISTOL / RIFLE
GOLD COAST, AUSTRALIA
27 OCT - 30 OCT 2017





CSF & OSF CHAMPIONSHIPS
RIFLE / PISTOL / SHOTGUN / FULLBORE
GOLD COAST, AUSTRALIA
28 OCT - 08 NOV 2017



RESULTS CERTIFICATION LETTER

This certifies that the Oceania Shooting Federation Championship Rifle/Pistol/Shotgun/Full Bore including the Oceania YOG Qualifying Event Rifle/Pistol, which took place from 27 October to 8 November 2017 at the Brisbane International Shooting Centre Ranges in Brisbane, Australia, was conducted in accordance with the ISSF Rules and Regulations and the Results produced in the competitions are true and correct.

ISSF Technical Delegate

Peter UNDERHILL, ENG

Chairmen of the Juries

Jury of Appeal

Tejinder DHILLION SINGH, IND

Fullbore Rifle Jury

Tim KIDNER, SCO

Rifle Jury

Paul GUMN, WAL

Pistol Jury

Gail REES, ENG

Shotgun Jury

Dale CASWELL, CAN

RTS Jury

Stewart WATTERSON, IOM

Equipment Control Jury

Jon LEECH, ENG

YOUTH OLYMPIC GAMES
OCEANIA QUALIFYING EVENT
PISTOL / RIFLE
GOLD COAST, AUSTRALIA
27 OCT - 30 OCT 2017





CSF & OSF CHAMPIONSHIPS
RIFLE / PISTOL / SHOTGUN / FULLBORE
GOLD COAST, AUSTRALIA
28 OCT - 08 NOV 2017



RESULTS CERTIFICATION LETTER

This certifies that the Oceania Shooting Federation Championship Rifle/Pistol/Shotgun/Full Bore including the Oceania YOG Qualifying Event Rifle/Pistol, which took place from 27 October to 8 November 2017 at the Brisbane International Shooting Centre Ranges in Brisbane, Australia, was conducted in accordance with the ICFRA Rules and Regulations and the Results produced in the competitions are true and correct.

ICFRA Technical Advisor

A handwritten signature in black ink, appearing to read "PHH", with a long, sweeping horizontal line extending to the right.

Phil HARRISON, ENG

YOUTH OLYMPIC GAMES
OCEANIA QUALIFYING EVENT
PISTOL / RIFLE
GOLD COAST, AUSTRALIA
27 OCT - 30 OCT 2017





CSF & OSF CHAMPIONSHIPS
RIFLE / PISTOL / SHOTGUN / FULLBORE
GOLD COAST, AUSTRALIA
28 OCT - 08 NOV 2017



ISSF TECHNICAL DELEGATE AND ISSF JURIES

ISSF Technical Delegate:
Peter UNDERHILL, ENG

Jury	Nat	Name	Gen	Licence	
Appeal	IND	Tejinder DHILLON SINGH	M	A 3660	Chairman
Appeal	ENG	David GOODFELLOW	M	A 3799	Member
Appeal	PAK	Khalid JAVED	M	A 581	Member
Rifle	WAL	Paul GUMN	M	A 5452	Chairman
Rifle	NZL	Alison FURSDON	W	B 4976	Member
Rifle	AUS	Peter BRAYBON	M	A 3107	Member
Pistol	ENG	Gail REES	W	A 6000	Chairman
Pistol	SGP	Eddie Chek Kwang LIM	M	A 4401	Member
Pistol	IND	Subhash RANA	M	B 4721	Member
Pistol	AUS	Brian JOHNSON	M	B 3381	Member
Shotgun	CAN	Dale CASWELL	M	A 3156	Chairman
Shotgun	AUS	Elaine FORWARD	W	A 3117	Member
Shotgun	SRI	Tilak DISSANAYAKE	M	A 4612	Member
RTS	IOM	Stewart WATTERSON	M	A 3798	Chairman
RTS	SGP	Liang Kai KOH	M	A 5773	Member
RTS	AUS	Peter DAVIS	M	B 3113	Member
RTS	NZL	David REW	M	A 2789	Member
RTS	ENG	Robert MEADOWS	M	B 4927	Member

YOUTH OLYMPIC GAMES
OCEANIA QUALIFYING EVENT
PISTOL / RIFLE
GOLD COAST, AUSTRALIA
27 OCT - 30 OCT 2017





CSF & OSF CHAMPIONSHIPS
RIFLE / PISTOL / SHOTGUN / FULLBORE
GOLD COAST, AUSTRALIA
28 OCT - 08 NOV 2017



Jury	Nat	Name	Gen	Licence	
Equip C	ENG	Jon LEECH	M	A 3792	Chairman
Equip C	NZL	Alison FURSDON	W	B 4976	Member
Equip C	AUS	Brian JOHNSON	M	B 3381	Member

Fullbore Rifle Technical Advisor: Phil HARRISON, ENG

Fullbore Rifle Referee: Peter TURNER, ENG

FB Rifle	SCO	Tim KIDNER	M	N/A	Chairman
FB Rifle	AUS	John FITZGERALD	M	N/A	Member
FB Rifle	CAN	Steven SPINNEY	M	A 3158	Member

YOUTH OLYMPIC GAMES
OCEANIA QUALIFYING EVENT

PISTOL / RIFLE
GOLD COAST, AUSTRALIA
27 OCT - 30 OCT 2017





CSF & OSF CHAMPIONSHIPS
RIFLE / PISTOL / SHOTGUN / FULLBORE
GOLD COAST, AUSTRALIA
28 OCT – 08 NOV 2017



COMPETITION OFFICIALS

Function

Name, Nat

Competition Manager	Catherine Berry, AUS
Chief Range Officer Finals Hall	Alex MARANIK, AUS
Chief Range Officer 10m/50m	Rod SAMPSON, AUS
Chief Range Officer 25m	Jack MEDLEY, AUS
Chief Referee	Deserie BAYNES, AUS
Chief Range Officer Fullbore Rifle	John McDIARMID, AUS
Chief RTS Officer	Helen JOHNSON, AUS
Chief Equipment Control Officer	Lindsay BRAYBON

YOUTH OLYMPIC GAMES
OCEANIA QUALIFYING EVENT
PISTOL / RIFLE
GOLD COAST, AUSTRALIA
27 OCT – 30 OCT 2017



CSF & OSF CHAMPIONSHIPS

RIFLE / PISTOL / SHOTGUN / FULLBORE

GOLD COAST, AUSTRALIA

28 OCT – 08 NOV 2017



DAY	REPORT TIME	PST	COMP START	COMP END	EVENT	CAT. MEN WOMEN		REPORT TIME	FINALS	AWARDS	
1 29-Oct Sun			9:00	17:00	10m Pistol & Rifle	M / W	Official Training				
			9:00	17:00	25m Pistol	M / W	Official Training				
			9:00	17:00	50m Pistol & Rifle	M / W	Official Training				
			9:00	17:00	Shotgun	M / W	Official Training				
2 30-Oct Mon			9:00	10:00	10m Air Pistol	W	PET				
			10:30	11:30	10m Air Rifle	M	PET				
			9:00	12:00	Skeet	M / W	PET				
			10:00	15:00	Fullbore 300,500,600 Yards	O	Official Training				
3 31-Oct Tue	8:30	8:45	9:00	9:50	10m Air Pistol (CSF)	W	Qualification	10:45	11:15		
					10m Air Pistol (OSF)			12:30	13:00		
	10:30	10:45	11:00	12:15	10m Air Rifle (CSF)	M	Qualification	14:15	14:45		
					10m Air Rifle (OSF)			16:00	16:30	17:30	
			9:00	12:00	Skeet	M / W	Qualification				
					Skeet (CSF)	W		13:00	13:30		
					Skeet (OSF)	W		14:30	15:00	16:00	
			15:00	16:00	10m Air Pistol	M	PET				
			16:15	17:15	10m Air Rifle	W	PET				
			10:00	13:00	Fullbore 900,1000 yards	O	Official Training				
4 1-Nov Wed	8:30	8:45	9:00	10:15	10m Air Pistol (CSF)	M	Qualification	11:00	11:30		
					10m Air Pistol (OSF)			12:45	13:15		
			9:00	13:00	Skeet (CSF)	M	Qualification	13:15	13:45		
					Skeet (OSF)			14:45	15:15	16:30	
	9:30	9:45	10:00	10:32	300 yards Fullbore Pairs, 10 to count	O					
		11:00	11:15	11:47	500 yards Fullbore Pairs, 10 to count	O					
		12:15	12:30	13:02	600 Yards Fullbore Pairs, 10 to count	O					
	11:00	11:15	11:30	12:20	10m Air Rifle (CSF)	W	Qualification	14:30	15:00		
			13:30	16:00	10m Air Rifle (OSF)			16:15	16:45	17:45	
			15:45	18:00	25m Pistol	W	PET				
5 2-Nov Thu	8:30	8:48	9:00	13:00	25m Pistol (CSF)	W	Qualification	14:15	14:45		
					25m Pistol (OSF)			15:45	16:15	17:15	
	8:30	8:45	9:00	9:50	50m Prone (CSF)	M	Qualification	10:30	11:00		
					50m Prone (OSF)			12:00	12:30	13:30	
			9:00		Double Trap	M / W	PET				
	9:30	9:45	10:00	10:45	900 yards Fullbore Pairs, 15 to count	O					
6 3-Nov Fri	9:00	9:15	9:30	11:00	50m Pistol (CSF)	M	Qualification	11:30	12:00		
					50m Pistol (OSF)			13:15	13:45	14:30	
			9:00	12:00	Double Trap	M / W	Qualification				
					Double Trap (CSF)	M		14:00	14:30		
					Double Trap (OSF)			15:30	15:45	16:45	
	9:30	9:45	10:00	10:25	300 Yards Fullbore Stage 1, 7 to count	O					
7 4-Nov Sat			9:00	16:00	Trap	M / W	PET				
	9:30	9:45	10:00	10:50	50, Rifle Prone (CSF)	W	Qual/Medal				
					50, Rifle Prone (OSF)					12:00	
			11:30	13:30	50m Rifle 3P	W	PET				
	9:30	9:45	10:00	10:35	300 Yards Fullbore Stage 2, 10 to count	O	Qual - Individual				
		11:00	11:15	11:50	500 Yards Fullbore Stage 2, 10 to count	O	Qual - Individual				
		12:15	12:30	13:05	600 Yards Fullbore Stage 2, 10 to count	O	Qual - Individual				
	13:45	13:56	14:00	17:00	25m RF Pistol Stage 1 CSF & OSF	M	Qualification				
	8 5-Nov Sun	8:15	8:26	8:30	11:00	25m RF Pistol Stage 2 CSF & OSF	M	Qualification	11:30	12:00	
									13:00	13:30	14:30
			9:00	12:00	Trap	M / W	Qualification				
					Trap (CSF)	W		14:30	15:00		
					Trap (OSF)			15:45	16:00	17:00	
9:30		9:45	10:00	11:45	50m Rifle 3P (CSF)	W	Qualification	14:30	15:00		
					50m Rifle 3P (OSF)			16:30	17:00	18:15	
			10:00	14:00	900 amd 1000 yds Fullbore	O	PET Stage 3				
			16:00	17:00	25 Standard Pistol Mixed	O	PET				
			13:30	15:00	50m Rifle 3P	M	PET				
9 6-Nov Mon	8:30	8:45	9:00	11:45	50m Rifle 3P (CSF)	M	Qualification	12:30	13:00		
					50m Rifle 3P (OSF)			14:30	15:00	16:15	
	9:30	9:45	10:00	10:50	Trap (CSF)	M	Qualification	14:30	15:00		
					Trap (OSF)			15:45	16:00	17:00	
		8:35	8:51	9:00	11:00	25m Standard Pistol Mixed OSF	M / W	Qual/Medal			
	9:30	9:45	10:00	10:50	900 Yards Fullbore Stage 3, 15 to count	O	Qualification				
10 7-Nov Tue					1000 yards Fullbore Stage 3, 15 to count	O	Qual - Medal				
					Fullbore Tie Shoot if required	O					
	NO COMPETITION: Sport Pistol mixed cancelled due to no entries , Standard Pistol has been moved to 6th November.										

YOUTH OLYMPIC GAMES OCEANIA QUALIFYING EVENT

PISTOL / RIFLE
GOLD COAST, AUSTRALIA
27 OCT – 30 OCT 2017



Final Schedule

28 th October 2017	Day 1	Start	Finish
	Official Practice OPEN	9:00	12:30
	PET 10m Air Pistol Men and Women	14:00	15:00
	PET 10m Air Rifle Men and Women	15:30	16:30

29 th October 2017	Day 2	Start	Finish
	10m Air Rifle Men	8:30	9:45
	10m Air Pistol Men	8:30	9:45
	10m Air Rifle Women	10:45	11:35
	10m Air Pistol Women	10:45	11:35
	Final 10m Air Pistol Women	11:45	12:30
	Final 10m Air Pistol Men	13:15	14:00
	Final 10m Air Rifle Women	14:45	15:30
	Final 10m Air Rifle Men	16:15	17:00



CSF & OSF CHAMPIONSHIPS
RIFLE / PISTOL / SHOTGUN / FULLBORE
GOLD COAST, AUSTRALIA
28 OCT - 08 NOV 2017



OSF ENTRY LIST BY NUMBER

As of 3 NOV 2017

NAT	MEN								
	50m Rifle 3 Positions	50m Rifle Prone	10m Air Rifle	50m Pistol	25m Rapid Fire Pistol	10m Air Pistol	Trap	Double Trap	Skeet
AUS	6	8	8	9	7	9	9	3	6
FIJ							4	2	
NFK				3	1		3	3	2
NZL	6	9	6	5	3	6	6	2	3
PNG							3		
SAM							2		
Tot (6)	12	17	14	17	11	15	27	10	11

NAT	WOMEN							
	50m Rifle 3 Positions	50m Rifle Prone	10m Air Rifle	10m Air Pistol	25m Pistol	Trap	Double Trap	Skeet
AUS	6	6	9	8	8	6	3	3
FIJ								
NFK					1			
NZL	3	9	9	9	5	1		1
PNG				1				
SAM								
Tot (6)	9	15	18	18	14	7	3	4

NAT	MIXED			TOTAL
	25m Standard Pistol	Fullbore Rifle Pairs	Fullbore Rifle Individual	
AUS	6	2	5	127
FIJ				6
NFK				13
NZL		2	4	89
PNG				4
SAM				2
Tot (6)	6	4	9	241

YOUTH OLYMPIC GAMES
OCEANIA QUALIFYING EVENT
PISTOL / RIFLE
GOLD COAST, AUSTRALIA
27 OCT - 30 OCT 2017





CSF & OSF CHAMPIONSHIPS
RIFLE / PISTOL / SHOTGUN / FULLBORE
GOLD COAST, AUSTRALIA
28 OCT - 08 NOV 2017



YOG ENTRY LIST BY NUMBER

As of 28 OCT 2017

NAT	MEN YOUTH		WOMEN YOUTH		TOTAL
	10m Air Rifle	10m Air Pistol	10m Air Rifle	10m Air Pistol	
AUS	2	5	2	3	12
NZL	1	1	2	2	6
Tot (2)	3	6	4	5	18

YOUTH OLYMPIC GAMES
OCEANIA QUALIFYING EVENT
PISTOL / RIFLE
GOLD COAST, AUSTRALIA
27 OCT - 30 OCT 2017





MEDALISTS BY EVENT – INDIVIDUAL

As at 6 NOV 2017

Event (OSF)	Date	Medal	Name	Nat
10m Air Pistol Women	31 Oct 2017	GOLD	GALIABOVITCH Elena	AUS
		SILVER	YAUHLEUSKAYA Lalita	AUS
		BRONZE	GILLMAN Kristy	AUS
10m Air Pistol Men	01 Nov 2017	GOLD	BELL Kerry	AUS
		SILVER	EVGLEVSKI Sergei	AUS
		BRONZE	NOBES Thomas	NZL
10m Air Rifle Men	31 Oct 2017	GOLD	SAMPSON Dane	AUS
		SILVER	ROSSITER Jack	AUS
		BRONZE	HOBERG Alex	AUS
10m Air Rifle Women	01 Nov 2017	GOLD	ROSSITER Victoria	AUS
		SILVER	WOODROOFE Emma	AUS
		BRONZE	ADAMS Emma	AUS
25m Pistol Women	02 Nov 2017	GOLD	YAUHLEUSKAYA Lalita	AUS
		SILVER	GALIABOVITCH Elena	AUS
		BRONZE	PHILLIPS Fiona	NZL
25m Rapid Fire Pistol Men	05 Nov 2017	GOLD	EVGLEVSKI Sergei	AUS
		SILVER	ASHMORE Thomas	AUS
		BRONZE	QUICK Bruce	AUS
50m Pistol Men	03 Nov 2017	GOLD	QUICK Bruce	AUS
		SILVER	HEINRICH Garry	AUS
		BRONZE	BELL Kerry	AUS
50m Rifle Prone Men	02 Nov 2017	GOLD	SAMPSON Dane	AUS
		SILVER	TAYLOR Ryan	NZL
		BRONZE	LOWE Jason	AUS
50m Rifle Prone Women	04 Nov 2017	GOLD	JOHNSTON Sally	NZL
		SILVER	SMITH Susannah	AUS
		BRONZE	ROMANOFF Chloe	AUS
50m Rifle 3 Positions Women	05 Nov 2017	GOLD	RIDLEY Robyn	AUS
		SILVER	WOODROOFE Emma	AUS
		BRONZE	JOHNSTON Sally	NZL
50m Rifle 3 Positions Men	06 Nov 2017	GOLD	SAMPSON Dane	AUS
		SILVER	BENNETT Owen	NZL
		BRONZE	CLOPATOFKY-SANCHEZ Daniel	AUS



MEDALISTS BY EVENT – INDIVIDUAL

As at 6 NOV 2017

Event (OSF)	Date	Medal	Name	Nat
Skeet Women	31 Oct 2017	GOLD	COLES Laura	AUS
		SILVER	JONES Aislin	AUS
		BRONZE	TIPPLE Chloe	NZL
Skeet Men	01 Nov 2017	GOLD	ADAMS Paul	AUS
		SILVER	FERGUSON Keith	AUS
		BRONZE	WILSON Michael	NZL
Double Trap Men	03 Nov 2017	GOLD	TURNER Thomas	AUS
		SILVER	WILLETT James	AUS
		BRONZE	PINNER Shane	AUS
Double Trap Women	03 Nov 2017	GOLD	COX Emma	AUS
		SILVER	SHALE Andrea	AUS
		BRONZE	CORRY Suzanne	AUS
Trap Women	05 Nov 2017	GOLD	SCANLAN Laetisha	AUS
		SILVER	SKINNER Catherine	AUS
		BRONZE	ROONEY Natalie	NZL
Trap Men	06 Nov 2017	GOLD	FOSTER Geoffrey	NZL
		SILVER	WILLETT James	AUS
		BRONZE	GRICE Thomas	AUS
Fullbore Individual	06 Nov 2017	GOLD	BAILEY Jim	AUS
		SILVER	CORBETT James	AUS
		BRONZE	POZZEBON Matt	AUS



MEDALISTS BY EVENT – TEAMS

As at 6 NOV 2017

Event	Date	Medal	Name	Nat
10m Air Pistol Women (OSF)	31 Oct 2017	GOLD	Australia Team A	AUS
		SILVER	New Zealand Team A	NZL
		BRONZE	Australia Team B	AUS
10m Air Pistol Men (OSF)	01 Nov 2017	GOLD	New Zealand Team A	NZL
		SILVER	Australia Team B	AUS
		BRONZE	Australia Team A	AUS
10m Air Rifle Men (OSF)	31 Oct 2017	GOLD	Australia Team A	AUS
		SILVER	Australia Team B	AUS
		BRONZE	New Zealand Team A	NZL
10m Air Rifle Women (OSF)	01 Nov 2017	GOLD	Australia Team A	AUS
		SILVER	Australia Team B	AUS
		BRONZE	New Zealand Team A	NZL
50m Pistol Men (OSF)	03 Nov 2017	GOLD	Australia Team A	AUS
		SILVER	New Zealand Team A	NZL
		BRONZE	Australia Team B	AUS
25m Pistol Women (OSF)	02 Nov 2017	GOLD	Australia Team A	AUS
		SILVER	Australia Team B	AUS
		BRONZE	New Zealand Team A	NZL
50m Rifle Prone Men (OSF)	02 Nov 2017	GOLD	Australia Team A	AUS
		SILVER	New Zealand Team A	NZL
		BRONZE	Australia Team B	AUS
50m Rifle Prone Women (OSF)	04 Nov 2017	GOLD	Australia Team A	AUS
		SILVER	New Zealand Team A	NZL
		BRONZE	New Zealand Team B	NZL
50m Rifle 3 Positions Women	05 Nov 2017	GOLD	Australia Team A	AUS
		SILVER	New Zealand	NZL
		BRONZE	Australia Team B	AUS
50m Rifle 3 Positions Men	06 Nov 2017	GOLD	Australia Team A	AUS
		SILVER	New Zealand Team A	NZL
		BRONZE	Australia Team B	AUS
25m Rapid Fire Pistol Men	04 Nov 2017	GOLD	Australia Team A	AUS
		SILVER	Australia Team B	AUS
		BRONZE	New Zealand Team A	NZL



MEDALISTS BY EVENT – TEAMS

As at 6 NOV 2017

Event	Date	Medal	Name	Nat
FullBore Pairs	02 Nov 2017	GOLD	Australia	AUS
		SILVER	New Zealand	NZL
Trap Men	06 Nov 2017	GOLD	Australia Team A	AUS
		SILVER	Australia Team B	AUS
		BRONZE	Australia Team C	Aus



**YOUTH OLYMPIC GAMES
OCEANIA QUALIFYING EVENT**
PISTOL / RIFLE
GOLD COAST, AUSTRALIA
27 OCT – 30 OCT 2017



MEDALISTS BY EVENT – INDIVIDUAL

As at 30 OCT 2017

10m Air Rifle Women Youth	29 Oct 2017	GOLD	ROSSITER Victoria	AUS
		SILVER	KOWPLOS Katarina	AUS
		BRONZE	DAVEY Chalm	NZL
10m Air Rifle Men Youth	29 Oct 2017	GOLD	HOBERG Alex	AUS
		SILVER	DAVIS Michael	AUS
		BRONZE	DU TOIT Petrus	NZL
10m Air Pistol Women Youth	29 Oct 2017	GOLD	ERICKSON Oliva	AUS
		SILVER	KROOPIN Sascha	AUS
		BRONZE	CONTRERAS Sierra	AUS
10m Air Pistol Men Youth	29 Oct 2017	GOLD	GREENING Leo	AUS
		SILVER	HUGHES Tyson	AUS
		BRONZE	BOUCHAUD Christopher	AUS



CSF & OSF CHAMPIONSHIPS
 RIFLE / PISTOL / SHOTGUN / FULLBORE
 GOLD COAST, AUSTRALIA
 28 OCT - 08 NOV 2017



MEDAL STANDINGS

As of 6 NOV 2017

After 31 of 31 Events

MEDAL TALLY - OSF ALL EVENTS					
RANK	COUNTRY	Gold	Silver	Bronze	Total
1	AUS - AUSTRALIA	28	22	19	69
2	NZL - NEW ZEALAND	3	9	11	23
	TOTAL	31	31	30	92

After 18 of 18 Events

MEDAL TALLY - OSF INDIVIDUAL EVENTS					
RANK	COUNTRY	Gold	Silver	Bronze	Total
1	AUS - AUSTRALIA	16	16	12	44
2	NZL - NEW ZEALAND	2	2	6	10
	TOTAL	18	18	18	54

After 13 of 13 Events

MEDAL TALLY - OSF TEAM EVENTS					
RANK	COUNTRY	Gold	Silver	Bronze	Total
1	AUS - AUSTRALIA	12	6	7	25
2	NZL - NEW ZEALAND	1	7	5	13
	TOTAL	13	13	12	38



CSF & OSF CHAMPIONSHIPS
RIFLE / PISTOL / SHOTGUN / FULLBORE
GOLD COAST, AUSTRALIA
28 OCT - 08 NOV 2017



RECORDS BROKEN / EQUALED

As of 6 NOV 2017

Oceania Records						
Event	Phase	Old	New	Name	Nat	Date
10m Air Pistol Men	Final	NEY	235.8	BELL Kerry	AUS	01 Nov 2017
10m Air Pistol Women	Final	NEY	238.9	GALIABOVITCH Elena	AUS	31 Oct 2017
10m Air Rifle Men	Final	165	251.2	SAMPSON Dane	AUS	31 Oct 2017
10m Air Rifle Women	Final	NEY	245.0	ROSSITER Victoria	AUS	01 Nov 2017
25m Pistol Women	Final	NEY	25	YAUHLEUSKAYA Lalita	AUS	02 Nov 2017
25m Rapid Fire Pistol Men	Final	24	32	EVGLEVSKI Sergei	AUS	05 Nov 2017
50m Pistol Men	Final	NEY	223.3	QUICK Bruce	AUS	03 Nov 2017
50m Rifle 3 Positions Women	Final	442.7	444.9	RIDLEY Robyn	AUS	05 Nov 2017
50m Rifle 3 Positions Men	Final	448.0	451.2	SAMPSON Dane	AUS	06 Nov 2017
50m Rifle Prone Men	Final	143.0	250.2	SAMPSON Dane	AUS	02 Nov 2017
Double Trap Women	Comp	91	103	COX Emma	AUS	03 Nov 2017
Skeet Men	Final	45	54	ADAMS Paul	AUS	01 Nov 2017
Skeet Women	Final	42	51	COLES Laura	AUS	31 Oct 2017
Trap Women	Qual	73	74	SCANLAN Laetisha	AUS	05 Nov 2017
Fullbore Individual	Comp	NEY	398.42	BAILEY Jim	AUS	06 Nov 2017
Trap Men	Final	21	42	FOSTER Geoffrey	NZL	06 Nov 2017

EQUALED OCEANIA RECORDS						
Event	Phase	Old	New	Name	Nat	Date
Trap Women	Final	42	42	SCANLAN Laetisha	AUS	05 Nov 2017
Skeet Women	Final	51	51	JONES Aislin	AUS	31 Oct 2017

OCEANIA TEAM RECORDS						
Event	Phase	Old	New	Name	Nat	Date
10m Air Rifle Men	Qual	1849.2	1857.1	SAMPSON Dane; HOBURG Alex; ROSSITER Jack	AUS	31 Oct 2017
10m Air Rifle Women	Qual	1220.7	1227.9	ROSSITER Victoria; WOODROOFE Emma; ADAMS Emma	AUS	01 Nov 2017
Fullbore Pairs	Comp	NEY	578.54	CORBETT. J; POZZEBAN. M	AUS	02 Nov 2017

*NEY Not Established Yet



CSF & OSF CHAMPIONSHIPS
RIFLE / PISTOL / SHOTGUN / FULLBORE
GOLD COAST, AUSTRALIA
28 OCT - 08 NOV 2017



RECORDS BROKEN / EQUALED

As of 6 NOV 2017

OCEANIA RECORDS JUNIOR						
Event	Phase	Old /	New	Name	Nat	Date
10m Air Rifle Women	Final	242.4	245.0	ROSSITER Victoria	AUS	01 Nov 2017
25m Rapid Fire Pistol Men	Final	24	32	EVGLEVSKI Sergei	AUS	05 Nov 2017
50m Rifle 3 Positions Women	Final	NEY	413.5	ADAMS Emma	AUS	05 Nov 2017
50m Rifle Prone Women	Comp	603.7	609.3	HATZIGIANNIS Jacqui	AUS	04 Nov 2017
10m Air Pistol Men	Final	224.6	234.5	EVGLEVSKI Sergei	AUS	01 Nov 2017
25m Pistol Women	Final	NEY	10	ERICKSON Oliva	AUS	02 Nov 2017

*NEY Not Established Yet

**YOUTH OLYMPIC GAMES
OCEANIA QUALIFYING EVENT**
PISTOL / RIFLE
GOLD COAST, AUSTRALIA
27 OCT – 30 OCT 2017



OCEANIA RECORDS JUNIOR						
Event	Phase	Old /	New	Name	Nat	Date
10m Air Rifle Women	Final	NEY	242.4	ROSSITER Victoria	AUS	29 Oct 2017
10m Air Rifle Men	Final	NEY	248.3	HOBERG Alex	AUS	29 Oct 2017
10m Air Pistol Men	Final	NEY	224.6	GREENING Leo	AUS	29 Oct 2017
10m Air Pistol Women	Final	NEY	228.2	ERICKSON Oliva	AUS	29 Oct 2017

* Not Established Yet

CSF & OSF CHAMPIONSHIPS
RIFLE / PISTOL / SHOTGUN / FULLBORE
GOLD COAST, AUSTRALIA
28 OCT – 08 NOV 2017



RESULTS
10m AIR PISTOL MEN (OSF)
FINAL

WED 1 NOV 2017, START TIME 13:15

OcR	Records	2017	
WR	Oceania Record not established yet 241.6 REITZ Christian	GER	Maribor (SLO)
		10 MAR 2017	ECH

Rk	Bib No	Name	Nat	1st Comp. Stage	2nd Competition Stage - Elimination						Total	Remarks
1	2051	BELL Kerry	AUS	49.8 101.5	121.4	139.6	159.1	179.1	198.1	216.3	235.8	OcR
				10.6 10.1 10.0 10.6 9.4 10.5 9.5 10.4 10.3 10.1	9.6 10.2 10.3 8.0 10.0 10.0 9.4 8.5 8.8	10.1 9.5 10.0 10.0 9.6 9.7 10.4 10.7	10.1 10.9 10.1 10.5 10.0 10.0 10.0 10.0	10.1 10.9 10.1 10.5 10.0 10.0 10.0 10.0	9.4 8.5 9.6 8.6 10.0 10.3 10.0 10.3	8.5 8.8 10.4 10.0 10.0 10.0		
2	2047	EVGLEVSKI Sergei	AUS	47.9 97.1	117.7	135.2	155.4	176.8	195.5	214.5	234.5	
				10.3 10.5 8.7 10.8 9.6 8.1 10.5 9.9 8.8 9.9	10.1 8.3 10.5 9.2 10.1 10.1 10.5 9.5 8.6 10.0	10.1 10.1 10.1 10.5 10.1 10.5 10.1 10.5 10.1 10.5	10.1 10.9 10.1 10.5 10.1 10.5 10.1 10.5 10.1 10.5	10.1 10.9 10.1 10.5 10.1 10.5 10.1 10.5 10.1 10.5	9.2 10.4 9.2 8.6 10.0 10.0 10.0 10.0 10.0 10.0	10.4 10.0 10.0 10.0 10.0 10.0 10.0 10.0 10.0 10.0		
3	2262	NOBES Thomas	NZL	48.3 96.9	114.7	134.2	153.3	174.7	193.4		213.7	
				9.0 9.8 9.8 9.3 8.9 9.3 10.3 10.3 10.3 9.9	9.7 8.1 10.0 9.5 10.4 8.7 10.7 8.7 10.0 10.3	10.0 10.4 10.0 10.7 10.0 10.7 10.0 10.7 10.0 10.7	10.0 10.7 10.0 10.7 10.0 10.7 10.0 10.7 10.0 10.7	10.0 10.7 10.0 10.7 10.0 10.7 10.0 10.7 10.0 10.7	10.0 10.0 10.0 10.0 10.0 10.0 10.0 10.0 10.0 10.0			
4	2041	QUICK Bruce	AUS	48.0 98.1	117.9	136.9	156.7	174.1			192.7	
				9.9 10.8 8.6 8.8 10.2 10.4 9.4 9.9 9.9 10.2	10.1 10.2 9.7 8.8 10.7 9.1 9.2 9.2 9.2 9.4	10.7 10.7 10.7 9.1 10.7 9.2 10.7 9.2 10.7 9.2	10.7 8.2 10.7 8.2 10.7 8.2 10.7 8.2 10.7 8.2	10.7 8.2 10.7 8.2 10.7 8.2 10.7 8.2 10.7 8.2	9.2 9.4 9.2 9.4 9.2 9.4 9.2 9.4 9.2 9.4			
5	2263	ZHAO Ricky	NZL	46.5 93.8	112.5	132.7	151.9				171.7	
				7.5 9.8 10.0 9.8 9.2 9.3 9.9 9.1 9.9 9.3	8.7 9.8 10.0 10.4 10.0 9.8 9.9 9.1 9.9 9.3	9.8 9.8 10.4 9.8 9.8 9.8 9.8 9.8 9.8 9.8	9.4 9.5 9.8 10.3 9.4 9.5 9.4 9.5 9.4 9.5	9.4 9.5 9.4 9.5 9.4 9.5 9.4 9.5 9.4 9.5	9.5 10.3 9.5 10.3 9.5 10.3 9.5 10.3 9.5 10.3			
6	2271	NOBES Gerald Rollo	NZL	44.6 91.5	109.6	127.3					147.1	
				10.3 9.2 8.5 9.3 10.1 10.0 7.2 9.4 8.5 9.0	9.4 8.8 8.7 8.9 10.3 10.3 9.4 8.8 9.0 9.0	9.4 8.8 8.8 8.9 9.4 8.8 8.8 8.9 8.8 8.9	9.5 10.3 9.5 10.3 9.5 10.3 9.5 10.3 9.5 10.3	9.5 10.3 9.5 10.3 9.5 10.3 9.5 10.3 9.5 10.3	10.3 10.3 10.3 10.3 10.3 10.3 10.3 10.3 10.3 10.3			
7	2223	RYAN Stephen	NFK	42.8 86.3	105.5						125.5	
				9.7 7.6 7.3 10.0 9.1 9.9 6.5 6.8 10.2 9.2	10.3 10.3 8.9 9.7 9.9 9.7 6.8 9.2 9.2 9.2	10.3 10.3 10.3 10.3 10.3 10.3 10.3 10.3 10.3 10.3	10.3 10.3 10.3 10.3 10.3 10.3 10.3 10.3 10.3 10.3	10.3 10.3 10.3 10.3 10.3 10.3 10.3 10.3 10.3 10.3	10.3 10.3 10.3 10.3 10.3 10.3 10.3 10.3 10.3 10.3			
8	2228	CREEK Douglas	NFK	42.0 82.6							100.2	
				10.1 9.6 9.9 10.5 8.3 8.3 7.2 8.0 6.5 4.2	7.4 10.2 7.4 10.2 7.4 10.2 7.4 10.2 7.4 10.2	7.4 10.2 7.4 10.2 7.4 10.2 7.4 10.2 7.4 10.2	7.4 10.2 7.4 10.2 7.4 10.2 7.4 10.2 7.4 10.2	7.4 10.2 7.4 10.2 7.4 10.2 7.4 10.2 7.4 10.2	7.4 10.2 7.4 10.2 7.4 10.2 7.4 10.2 7.4 10.2			

Bib No	Bib Number	ECH	European Championships	Nat	Nation
OcR	Oceania Record	Rk	Rank	WR	World Record

History

Release: Approved Version 1 (17/11/01 1:40:34 PM)

CSF & OSF CHAMPIONSHIPS
RIFLE / PISTOL / SHOTGUN / FULLBORE
GOLD COAST, AUSTRALIA
28 OCT – 08 NOV 2017



RESULTS
10m AIR PISTOL MEN (OSF)
QUALIFICATION

WED 1 NOV 2017, START TIME 09:00

Rank	Bib No	Name	Nat	Team	Series						Total	Rem
					1	2	3	4	5	6		
1	2262	NOBES Thomas	<u>NZL</u>	Team A – NZL	97	95	93	93	95	93	566- 8x	QF
2	2263	ZHAO Ricky	<u>NZL</u>	Team A – NZL	91	90	94	97	94	96	562-14x	QF
3	2051	BELL Kerry	<u>AUS</u>	Team A – AUS	89	92	94	94	96	96	561-14x	QF
4	2102	FAULKNER Jason	<u>AUS</u>	Team B – AUS	95	91	95	91	93	96	561-14x	
5	2047	EVGLEVSKI Sergei	<u>AUS</u>	Team A – AUS	92	94	90	92	96	93	557-13x	QF
6	2052	ASHMORE Thomas	<u>AUS</u>	Team C – AUS	93	93	91	95	93	92	557-10x	
7	2065	DOWLING Damian	<u>AUS</u>	Team B – AUS	90	90	95	92	94	94	555-11x	
8	2057	GROVES Bailey	<u>AUS</u>	Team B – AUS	88	90	95	95	92	89	549-11x	
9	2119	SHERAFATI Vahid	<u>AUS</u>	Team C – AUS	89	90	90	91	96	92	548- 8x	
10	2041	QUICK Bruce	<u>AUS</u>	Team A – AUS	88	91	94	92	91	90	546-10x	QF
11	2271	NOBES Gerald Rollo	<u>NZL</u>	Team A – NZL	92	91	90	89	92	88	542- 2x	QF
12	2063	MARTIN Corey	<u>AUS</u>	Team C – AUS	85	90	87	85	90	95	532- 7x	
13	2270	NEWSON Paul Dene	<u>NZL</u>	Team B – NZL	86	89	89	89	90	88	531- 4x	
14	2355	JOHNSTON Terry	<u>NZL</u>	Team B – NZL	90	88	90	84	86	91	529- 7x	
15	2228	CREEK Douglas	<u>NFK</u>	Team A - NFK	87	87	92	88	89	84	527- 4x	QF
16	2365	THOMAS Benjamin	<u>NZL</u>	Team B – NZL	86	88	90	87	83	82	516- 5x	
17	2223	RYAN Stephen	<u>NFK</u>	Team A - NFK	81	81	84	85	83	79	493- 4x	QF
18	2227	COULTER Kevin	<u>NFK</u>	Team A - NFK	87	75	81	82	82	84	491- 4x	

Summary

Number of athletes on this list: 18; Total number of athletes: 18; Total number of teams: 6

Legend

— Team Member
 QF Qualified for Final

Bib No
 Rem

Bib Number
 Remarks

Nat

Nation

7C34B7CC

CSF & OSF CHAMPIONSHIPS
RIFLE / PISTOL / SHOTGUN / FULLBORE
GOLD COAST, AUSTRALIA
28 OCT – 08 NOV 2017



RESULTS
10m AIR PISTOL MEN (OSF)
TEAM

WED 1 NOV 2017, START TIME 09:00

Records						
QWR	594	JIN Jongoh	KOR	12 APR 2009	WC	Changwon (KOR)
QOcR	586	REPACHOLI Daniel	AUS	31 OCT 2007	OCH	Sydney (AUS)

Records Team						
WR	1759	EKIMOV Leonid; ISAKOV Vladimir; NESTRUEV Mikhail;	RUS	16 MAR 2007	ECH	Deauville (FRA)
OcR	1722	REPACHOLI Daniel; DELLER Stephen; MOORE David;	AUS	31 OCT 2007	OCH	Sydney (AUS)

Rank	Bib No	Name	Series						Total	Remarks
			1	2	3	4	5	6		
1		Team A – NZL	280	276	277	279	281	277	1670-24x	
	2262	NOBES Thomas	97	95	93	93	95	93	566- 8x	
	2263	ZHAO Ricky	91	90	94	97	94	96	562-14x	
	2271	NOBES Gerald Rollo	92	91	90	89	92	88	542- 2x	
2		Team B – AUS	273	271	285	278	279	279	1665-36x	
	2102	FAULKNER Jason	95	91	95	91	93	96	561-14x	
	2065	DOWLING Damian	90	90	95	92	94	94	555-11x	
	2057	GROVES Bailey	88	90	95	95	92	89	549-11x	
3		Team A – AUS	269	277	278	278	283	279	1664-37x	
	2051	BELL Kerry	89	92	94	94	96	96	561-14x	
	2047	EVGLEVSKI Sergei	92	94	90	92	96	93	557-13x	
	2041	QUICK Bruce	88	91	94	92	91	90	546-10x	
4		Team C – AUS	267	273	268	271	279	279	1637-25x	
	2119	SHERAFATI Vahid	89	90	90	91	96	92	548- 8x	
	2063	MARTIN Corey	85	90	87	85	90	95	532- 7x	
	2052	ASHMORE Thomas	93	93	91	95	93	92	557-10x	
5		Team B – NZL	262	265	269	260	259	261	1576-16x	
	2365	THOMAS Benjamin	86	88	90	87	83	82	516- 5x	
	2355	JOHNSTON Terry	90	88	90	84	86	91	529- 7x	
	2270	NEWSON Paul Dene	86	89	89	89	90	88	531- 4x	

Rank	Bib No	Name	Series						Total	Remarks
			1	2	3	4	5	6		
6		Team A - NFK	255	243	257	255	254	247	1511-12x	
	2228	CREEK Douglas	87	87	92	88	89	84	527- 4x	
	2223	RYAN Stephen	81	81	84	85	83	79	493- 4x	
	2227	COULTER Kevin	87	75	81	82	82	84	491- 4x	

Summary

Number of athletes on this list: 18; Total number of athletes: 18; Total number of teams: 6

Note

Please note that there are records equally achieved by several athletes and only the first to set the record is shown.
Refer to the Records list on ISSF website: www.issf-sports.org

Legend

Bib No	Bib Number	ECH	European Championships	OCH	Oceanian Championships
OcR	Oceania Record	QOcR	Qualification Oceania Record	QWR	Qualification World Record
WC	World Cup	WR	World Record		

54115930

History

Release: Approved Version 1 (11/1/2017 10:30:57 AM)
Release: Preliminary Version 1 (11/1/2017 10:15:43 AM)

CSF & OSF CHAMPIONSHIPS
RIFLE / PISTOL / SHOTGUN / FULLBORE
GOLD COAST, AUSTRALIA
28 OCT – 08 NOV 2017



RESULTS
10m AIR PISTOL WOMEN (OSF)
FINAL

TUE 31 OCT 2017, START TIME 13:00

WR	Records				
OcR	246.9 ARUNOVIC Zorana	SRB	11 MAR 2017	ECH	Maribor (SLO)
	Oceania Record not established yet		2017		

Rk	Bib No	Name	Nat	1st Comp. Stage				2nd Competition Stage - Elimination				Total	Remarks
1	2046	GALIABOVITCH Elena	AUS	49.4	97.5	118.8	139.2	159.8	179.3	198.8	218.5	238.9	OcR
				9.5	9.3	10.6	9.7	10.3	9.9				
				8.3	9.5	10.7	10.0	9.4	10.5				
				10.8	9.3	10.1	9.5						
				10.3	9.7	10.3	10.0						
				10.5	10.3	10.9	9.5						
2	2033	YAUHLEUSKAYA Lalita	AUS	48.5	97.2	115.8	135.2	155.4	175.5	194.8	214.1	232.8	
				9.5	10.8	8.9	10.3	10.8	9.4				
				9.3	9.8	9.7	10.8	8.5	9.3				
				10.2	10.2	10.3	9.3						
				8.9	9.2	9.1	10.3						
				10.6	8.7	9.9	9.0						
3	2045	GILLMAN Kristy	AUS	47.7	96.2	114.2	130.2	146.7	166.2	187.3		206.2	
				10.3	10.4	9.2	6.9	10.1					
				8.6	9.3	8.8	9.7	8.8					
				10.0	10.0	7.7	9.8						
				8.0	8.8	8.3	10.3						
				10.8	10.0	9.6	10.8						
4	2265	MUNGO Lauren	NZL	46.6	94.6	112.3	125.5	143.6	161.8			182.3	
				8.7	9.7	8.6	9.9						
				7.9	10.0	9.1	9.5						
				9.9	10.8	6.1	8.7						
				10.4	8.6	7.1	10.8						
				9.7	8.9	8.2	9.7						
5	2261	NOBES Samantha	NZL	45.0	86.1	104.4	122.3	141.2				161.4	
				9.1	7.3	9.3	9.5						
				10.1	7.8	9.0	10.5						
				10.7	9.5	9.3	9.7						
				5.9	8.7	8.6							
				9.2	7.8	9.4							
6	2256	PHILLIPS Fiona Lucy	NZL	43.9	85.4	103.1	122.0					137.8	A 2
				8.0	6.6	8.1	8.4						
				8.0	10.2	9.6							
				8.6	8.5	10.1							
				10.4	9.1	8.8							
				8.9	7.1	7.4							
7	2291	MAIRI Tania	PNG										DNS

A 2 Athlete 2256 PHILLIPS Fiona Lucy (NZL) - ISSF Rule 6.17.1.3 Shooter not reported in time

Legend						20993E7D
Bib No	Bib Number	DNS	Did Not Start	ECH	European Championships	
Nat	Nation	OcR	Oceania Record	Rk	Rank	
WR	World Record					

History

Release: Approved Version 1 (17/10/31 1:22:39 PM)

CSF & OSF CHAMPIONSHIPS
RIFLE / PISTOL / SHOTGUN / FULLBORE
GOLD COAST, AUSTRALIA
28 OCT – 08 NOV 2017



RESULTS
10m AIR PISTOL WOMEN (OSF)
QUALIFICATION

TUE 31 OCT 2017, START TIME 09:00

Records

QWR	393 SMIRNOVA Svetlana	RUS	23 MAY 1998	WC	Munich (GER)
QOcR	388 YAUHLEUSKAYA Lalita	AUS	7 JUL 2002	WCH	Lahti (FIN)

Records Team

WR	1161 KHOMILEVA Ludmila; LOGVINENKO Marina; SMIRNOVA Svetlana;	RUS	5 AUG 1993	ECH	Brno (CZE)
OcR	1145 YAUHLEUSKAYA Lalita; ASPANDIYAROVA Dina; RYAN Linda;	AUS	8 AUG 2010	WCH	Munich (GER)

Rank	Bib No	Name	Nat	Team	Series				Total	Remarks
					1	2	3	4		
1	2046	GALIABOVITCH Elena	<u>AUS</u>	Team A – AUS	94	93	94	96	377-9x	QF
2	2045	GILLMAN Kristy	<u>AUS</u>	Team A – AUS	92	93	94	95	374-7x	QF
3	2265	MUNGO Lauren*	<u>NZL</u>	Team A – NZL	93	92	94	92	371-7x	QF
4	2106	COWLING Lara	<u>AUS</u>	Team B – AUS	94	94	90	93	371-6x	QF
5	2033	YAUHLEUSKAYA Lalita	<u>AUS</u>	Team A – AUS	94	92	91	93	370-5x	QF
6	2261	NOBES Samantha	<u>NZL</u>	Team A – NZL	87	91	92	93	363-5x	QF
7	2048	ERICKSON Olivia	<u>AUS</u>	Team B – AUS	92	88	92	91	363-5x	QF
8	2117	KROOPIN Sascha	AUS		86	88	94	92	360-5x	QF
9	2361	QUEDLEY Katheryn	<u>NZL</u>	Team B – NZL	89	88	90	92	359-7x	
10	2256	PHILLIPS Fiona Lucy	<u>NZL</u>	Team A – NZL	85	91	92	89	357-8x	
11	2069	CHAPMAN Hayley	AUS		89	90	90	88	357-1x	
12	2060	PETRIE Brooke	<u>AUS</u>	Team B – AUS	92	88	89	87	356-4x	
13	2367	MANNING Fern	<u>NZL</u>	Team C – NZL	92	82	85	90	349-6x	
14	2360	NOBES Stephanie	<u>NZL</u>	Team B – NZL	87	89	91	82	349-2x	
15	2348	COLLETT Charlie	<u>NZL</u>	Team C – NZL	83	84	81	87	335-3x	
16	2291	MAIRI Tania	PNG		80	74	87	82	323-3x	
17	2356	KNIGHTS Loretta	<u>NZL</u>	Team C – NZL	77	79	77	79	312-1x	
	2287	PERRET Kay Diane	<u>NZL</u>	Team B – NZL						DSQ

Rank	Bib No	Name	Nat	Team	Series				Total	Remarks
					1	2	3	4		

Summary

Number of athletes on this list: 18; Total number of athletes: 18; Total number of teams: 5

Note

Please note that there are records equally achieved by several athletes and only the first to set the record is shown.
Refer to the Records list on ISSF website: www.issf-sports.org

DSQ Athlete 2287 PERRET Kay Diane (NZL) - ISSF Rule 8.4.2.3 Failed post competition trigger test

Legend

4DC3AB28

—	Team Member	Bib No	Bib Number	DSQ	Disqualified
ECH	European Championships	Nat	Nation	OcR	Oceania Record
QF	Qualified for Final	QOcR	Qualification Oceania Record	QWR	Qualification World Record
WC	World Cup	WCH	World Championships	WR	World Record

History

Release: Approved Version 1 (10/31/2017 10:36:36 AM)
Release: Preliminary Version 2 (10/31/2017 10:12:53 AM)
Release: Preliminary Version 1 (10/31/2017 9:51:25 AM)

CSF & OSF CHAMPIONSHIPS
RIFLE / PISTOL / SHOTGUN / FULLBORE
GOLD COAST, AUSTRALIA
28 OCT – 08 NOV 2017



RESULTS
10m AIR PISTOL WOMEN (OSF)
TEAM

TUE 31 OCT 2017, START TIME 09:00

Records						
QWR	393	SMIRNOVA Svetlana	RUS	23 MAY 1998	WC	Munich (GER)
QOcR	388	YAUHLEUSKAYA Lalita	AUS	7 JUL 2002	WCH	Lahti (FIN)

Records Team						
WR	1161	KHOMILEVA Ludmila; LOGVINENKO Marina; SMIRNOVA Svetlana;	RUS	5 AUG 1993	ECH	Brno (CZE)
OcR	1145	YAUHLEUSKAYA Lalita; ASPANDIYAROVA Dina; RYAN Linda;	AUS	8 AUG 2010	WCH	Munich (GER)

Rank	Bib No	Name	Series				Total	Remarks
			1	2	3	4		
1		Team A – AUS	280	278	279	284	1121-21x	
	2046	GALIABOVITCH Elena	94	93	94	96	377-9x	
	2045	GILLMAN Kristy	92	93	94	95	374-7x	
	2033	YAUHLEUSKAYA Lalita	94	92	91	93	370-5x	
2		Team A – NZL	265	274	278	274	1091-20x	
	2265	MUNGO Lauren*	93	92	94	92	371-7x	
	2261	NOBES Samantha	87	91	92	93	363-5x	
	2256	PHILLIPS Fiona Lucy	85	91	92	89	357-8x	
3		Team B – AUS	278	270	271	271	1090-15x	
	2106	COWLING Lara	94	94	90	93	371-6x	
	2048	ERICKSON Olivia	92	88	92	91	363-5x	
	2060	PETRIE Brooke	92	88	89	87	356-4x	
4		Team C – NZL	252	245	243	256	996-10x	
	2367	MANNING Fern	92	82	85	90	349-6x	
	2348	COLLETT Charlie	83	84	81	87	335-3x	
	2356	KNIGHTS Loretta	77	79	77	79	312-1x	
		Team B – NZL					DSQ	
	2361	QUEDLEY Katheryn	89	88	90	92	359-7x	
	2360	NOBES Stephanie	87	89	91	82	349-2x	
	2287	PERRET Kay Diane					DSQ	

Rank	Bib No	Name	Series				Total	Remarks
			1	2	3	4		

Summary

Number of athletes on this list: 15; Total number of athletes: 18; Total number of teams: 5

Note

Please note that there are records equally achieved by several athletes and only the first to set the record is shown.
Refer to the Records list on ISSF website: www.issf-sports.org

DSQ Athlete 2287 PERRET Kay Diane (NZL) - ISSF Rule 8.4.2.3 Failed post competition trigger test

Legend

BAD4D823

Bib No	Bib Number	DSQ	Disqualified	ECH	European Championships
OcR	Oceania Record	QOcR	Qualification Oceania Record	QWR	Qualification World Record
WC	World Cup	WCH	World Championships	WR	World Record

History

Release: Approved Version 1 (10/31/2017 10:37:02 AM)
Release: Preliminary Version 5 (10/31/2017 10:17:24 AM)
Release: Preliminary Version 4 (10/31/2017 10:16:45 AM)
Release: Preliminary Version 3 (10/31/2017 10:16:32 AM)
Release: Preliminary Version 2 (10/31/2017 10:15:26 AM)
Release: Preliminary Version 1 (10/31/2017 9:52:13 AM)

CSF & OSF CHAMPIONSHIPS
RIFLE / PISTOL / SHOTGUN / FULLBORE
GOLD COAST, AUSTRALIA
28 OCT – 08 NOV 2017



RESULTS
10m AIR RIFLE MEN (OSF)
FINAL

TUE 31 OCT 2017, START TIME 16:30

Records					
WR	250.9 KAMENSKIY Sergey	RUS	19 MAY 2017	WC	Munich (GER)
OcR	165.0 SAMPSON Dane	AUS	24 FEB 2017	WC	New Delhi (IND)

Rk	Bib No	Name	Nat	1st Comp. Stage				2nd Competition Stage - Elimination				Total	Remarks
1	2036	SAMPSON Dane	AUS	51.7	104.6	125.5	146.1	167.6	188.8	209.4	230.5	251.2	OcR
				10.0	10.3	10.3	10.9	10.5	10.2				
				10.1	10.5	10.6	10.7	10.6	10.5				
				10.5	10.5	10.1	10.5						
				10.8	10.7	10.5	10.3						
				10.3	10.9	10.6	10.3						
2	2038	ROSSITER Jack	AUS	50.2	102.3	122.8	142.6	162.5	183.0	204.1	223.6	243.4	
				10.1	10.4	10.3	10.3	9.2	10.7				
				10.7	10.0	10.2	10.6	10.3	9.1				
				10.4	10.6	9.9	9.9						
				9.5	10.6	9.9	10.4						
				9.5	10.5	9.6	10.7						
3	2043	HOBERG Alex	AUS	50.0	100.5	121.6	141.7	161.4	181.8	201.2		221.3	
				10.1	9.4	10.7	9.5	10.4					
				9.6	10.6	10.4	10.5	9.7					
				10.2	9.8	9.9	9.9						
				10.1	10.4	10.2	9.8						
				10.0	10.3	10.2	9.6						
4	2280	BENNETT Owen Phillip	NZL	48.8	97.8	118.0	138.0	158.1	177.8			197.9	
				9.3	9.8	10.3	9.5						
				9.8	9.2	9.9	9.7						
				10.1	9.5	9.5	10.0						
				10.2	10.5	10.5	10.1						
				9.4	10.0	10.6	10.0						
5	2282	MCLEOD Rory James	NZL	48.4	98.1	116.8	137.4	155.9				175.9	
				9.1	9.3	10.3	10.2						
				9.3	10.4	8.4	9.9						
				9.6	9.8	10.1	10.1						
				10.5	9.5	10.5							
				9.9	10.7	8.3							
6	2278	HILL Rodney Grant	NZL	47.4	95.1	114.2	135.9					155.2	
				9.7	9.5	10.4	9.9						
				9.4	8.7	8.7							
				8.9	9.6	10.8							
				10.3	10.1	10.9							
				9.1	9.8	9.4							

Note

Please note that there are records equally achieved by several athletes and only the first to set the record is shown.
Refer to the Records list on ISSF website: www.issf-sports.org

Legend

F94A14DE

Bib No	Bib Number	Nat	Nation	OcR	Oceania Record
Rk	Rank	WC	World Cup	WR	World Record

History

Release: Approved Version 1 (17/10/31 4:51:59 PM)

Version of 31 OCT 2017, 16:51

F100000IA3110171630.1.AR60.0.001.pdf

86F7

4

Page 1 of 1

CSF & OSF CHAMPIONSHIPS
RIFLE / PISTOL / SHOTGUN / FULLBORE
GOLD COAST, AUSTRALIA
28 OCT – 08 NOV 2017



RESULTS
10m AIR RIFLE MEN (OSF)
QUALIFICATION

TUE 31 OCT 2017, START TIME 11:00

Records					
QOcR	626.2 SAMPSON Dane	AUS	28 MAY 2015	WC	Munich (GER)
QWR	633.5 SIDI Peter	HUN	25 MAY 2013	WC	Munich (GER)

Records Team					
OcR	1849.2 ROSSITER Jack; SAMPSON Dane; GODWARD Will;	AUS	1 DEC 2015	OCH	Sydney (AUS)
WR	1886.5 YANG Haoran; LIU Tianyou; CAO Yifei;	CHN	8 SEP 2014	WCH	Granada (ESP)

Rank	Bib No	Name	Nat	Team	Series						Total	Rem
					1	2	3	4	5	6		
1	2036	SAMPSON Dane	<u>AUS</u>	Team A – AU	105.7	102.9	105.0	105.3	102.5	102.8	624.2	QF
2	2043	HOBERG Alex	<u>AUS</u>	Team A – AU	102.0	102.6	102.6	102.6	104.7	105.2	619.7	QF
3	2050	CLOPATOFSKY-SANCHEZ Daniel	<u>AUS</u>	Team B – AU	103.3	101.3	101.3	103.2	104.6	100.9	614.6	QF
4	2038	ROSSITER Jack	<u>AUS</u>	Team A – AU	102.4	101.3	101.4	104.1	103.2	100.8	613.2	QF
5	2280	BENNETT Owen Phillip	<u>NZL</u>	Team A – NZ	101.3	103.7	100.8	102.7	101.6	101.3	611.4	QF
6	2110	DAVIS Michael	<u>AUS</u>	Team B – AU	99.2	102.2	101.9	101.0	102.8	100.8	607.9	QF
7	2118	GHUMAN Tanroop	<u>AUS</u>	Team B – AU	98.4	101.0	102.1	102.7	100.8	100.0	605.0	QF
8	2114	IOAKIM Nicholas	AUS		97.6	98.1	100.4	97.4	99.6	101.8	594.9	QF
9	2111	NICHOLAS Michael	AUS		98.2	98.5	100.6	100.3	98.6	95.2	591.4	
10	2282	MCLEOD Rory James	<u>NZL</u>	Team A – NZ	100.2	99.4	98.2	99.5	98.4	95.4	591.1	
11	2278	HILL Rodney Grant	<u>NZL</u>	Team A – NZ	95.8	99.8	97.7	101.0	99.2	94.3	587.8	
12	2351	DYDE Nicholas	<u>NZL</u>	Team B – NZ	93.1	100.9	97.5	96.0	96.1	95.2	578.8	
13	2350	DU TOIT Petrus	<u>NZL</u>	Team B – NZ	98.6	91.9	93.4	92.4	98.3	94.0	568.6	
14	2359	MCFETRIDGE Ian	<u>NZL</u>	Team B – NZ	90.4	94.0	91.1	90.8	81.8	95.8	543.9	

Summary

Number of athletes on this list: 14; Total number of athletes: 14; Total number of teams: 4

Legend

CE6FC51B

—	Team Member	Bib No	Bib Number	Nat	Nation
OCH	Oceanian Championships	OcR	Oceania Record	QF	Qualified for Final
QOcR	Qualification Oceania Record	QWR	Qualification World Record	Rem	Remarks
WC	World Cup	WCH	World Championships	WR	World Record

History

Release: Approved Version 1 (10/31/2017 12:29:30 PM)
 Release: Preliminary Version 1 (10/31/2017 12:14:50 PM)

CSF & OSF CHAMPIONSHIPS
RIFLE / PISTOL / SHOTGUN / FULLBORE
GOLD COAST, AUSTRALIA
28 OCT – 08 NOV 2017



RESULTS
10m AIR RIFLE MEN (OSF)
TEAM

TUE 31 OCT 2017, START TIME 11:00

Records						
QOcR	626.2	SAMPSON Dane	AUS	28 MAY 2015	WC	Munich (GER)
QWR	633.5	SIDI Peter	HUN	25 MAY 2013	WC	Munich (GER)

Records Team						
OcR	1849.2	ROSSITER Jack; SAMPSON Dane; GODWARD Will;	AUS	1 DEC 2015	OCH	Sydney (AUS)
WR	1886.5	YANG Haoran; LIU Tianyou; CAO Yifei;	CHN	8 SEP 2014	WCH	Granada (ESP)

Rank	Bib No	Name	Series						Total	Remarks
			1	2	3	4	5	6		
1		Team A – AUS	310.1	306.8	309.0	312.0	310.4	308.8	1857.1	OcR
	2036	SAMPSON Dane	105.7	102.9	105.0	105.3	102.5	102.8	624.2	
	2043	HOBERG Alex	102.0	102.6	102.6	102.6	104.7	105.2	619.7	
	2038	ROSSITER Jack	102.4	101.3	101.4	104.1	103.2	100.8	613.2	
2		Team B – AUS	300.9	304.5	305.3	306.9	308.2	301.7	1827.5	
	2050	CLOPATOFSKY-SANCHEZ Daniel	103.3	101.3	101.3	103.2	104.6	100.9	614.6	
	2110	DAVIS Michael	99.2	102.2	101.9	101.0	102.8	100.8	607.9	
	2118	GHUMAN Tanroop	98.4	101.0	102.1	102.7	100.8	100.0	605.0	
3		Team A – NZL	297.3	302.9	296.7	303.2	299.2	291.0	1790.3	
	2280	BENNETT Owen Phillip	101.3	103.7	100.8	102.7	101.6	101.3	611.4	
	2282	MCLEOD Rory James	100.2	99.4	98.2	99.5	98.4	95.4	591.1	
	2278	HILL Rodney Grant	95.8	99.8	97.7	101.0	99.2	94.3	587.8	
4		Team B – NZL	282.1	286.8	282.0	279.2	276.2	285.0	1691.3	
	2351	DYDE Nicholas	93.1	100.9	97.5	96.0	96.1	95.2	578.8	
	2350	DU TOIT Petrus	98.6	91.9	93.4	92.4	98.3	94.0	568.6	
	2359	MCFETRIDGE Ian	90.4	94.0	91.1	90.8	81.8	95.8	543.9	

Summary

Number of athletes on this list: 12; Total number of athletes: 14; Total number of teams: 4

Legend

Bib No	Bib Number	OCH	Oceanian Championships	OcR	Oceania Record
QOcR	Qualification Oceania Record	QWR	Qualification World Record	WC	World Cup
WCH	World Championships	WR	World Record		

2B20298B

History

Release: Approved Version 1 (10/31/2017 12:30:33 PM)
 Release: Preliminary Version 1 (10/31/2017 12:15:25 PM)

CSF & OSF CHAMPIONSHIPS
RIFLE / PISTOL / SHOTGUN / FULLBORE
GOLD COAST, AUSTRALIA
28 OCT – 08 NOV 2017



RESULTS
10m AIR RIFLE WOMEN (OSF)
FINAL

WED 1 NOV 2017, START TIME 16:45

OcR	Records	2017		
WR	Oceania Record not established yet	CHN	24 FEB 2017	New Delhi (IND)
	252.1 SHI Mengyao		WC	

Rk	Bib No	Name	Nat	1st Comp. Stage				2nd Competition Stage - Elimination				Total	Remarks
1	2037	ROSSITER Victoria Michelle Venning	AUS	50.9	103.0	123.4	143.7	164.2	183.6	203.9	224.5	245.0	OcR
				10.2	10.2	10.3	10.5	10.2	9.9				
				9.7	10.2	10.1	9.9	10.4	10.6				
				10.6	10.7	9.8	9.5						
				10.3	10.7	10.5	10.1						
				10.1	10.3	10.0	10.2						
2	2034	WOODROOFE Emma	AUS	49.7	100.2	119.3	139.4	159.8	179.9	200.3	221.2	242.0	
				9.2	9.7	9.4	10.0	10.6	10.0				
				10.0	10.4	9.7	10.2	10.3	10.8				
				10.2	10.0	10.1	9.9						
				10.2	10.0	10.0	10.4						
				10.1	10.4	10.4	10.0						
3	2053	ADAMS Emma	AUS	50.7	100.1	120.5	139.9	159.9	180.2	200.7		220.4	
				9.9	10.6	10.3	9.8	10.0					
				9.9	9.6	10.1	10.1	9.7					
				10.3	9.1	8.9	10.2						
				10.0	9.7	10.5	10.4						
				10.6	10.4	10.2	10.1						
4	2272	BURGESS SMITH Jessica Rose	NZL	47.5	95.9	117.4	135.9	155.1	176.1			195.4	
				8.9	9.8	10.8	10.0						
				10.0	9.6	10.7	10.6						
				9.0	8.9	8.7	10.4						
				10.0	9.8	9.8	9.4						
				9.6	10.3	9.2	9.9						
5	2281	FREIMAN Helen	NZL	47.9	96.8	115.9	135.2	154.8				173.4	
				10.6	9.3	8.8	10.5						
				9.3	9.7	10.3	8.3						
				9.5	10.4	9.1	10.3						
				9.4	9.4	10.2							
				9.1	10.1	9.1							
6	2257	SHIELDS Bronwyn Clara	NZL	45.0	94.7	110.7	129.6					147.7	
				6.4	9.6	10.3	7.9						
				10.1	9.7	5.7							
				9.0	10.5	9.5							
				9.9	9.7	9.4							
				9.6	10.2	10.2							

Legend

7575FC60

Bib No	Bib Number	Nat	Nation	OcR	Oceania Record
Rk	Rank	WC	World Cup	WR	World Record

History

Release: Approved Version 1 (17/11/01 5:07:26 PM)

CSF & OSF CHAMPIONSHIPS
RIFLE / PISTOL / SHOTGUN / FULLBORE
GOLD COAST, AUSTRALIA
28 OCT – 08 NOV 2017



RESULTS
10m AIR RIFLE WOMEN (OSF)
QUALIFICATION

WED 1 NOV 2017, START TIME 11:30

Rank	Bib No	Name	Nat	Team	Series				Total	Remarks
					1	2	3	4		
1	2037	ROSSITER Victoria Michelle Venning	<u>AUS</u>	Team A – A	102.9	104.7	102.4	103.0	413.0	QF
2	2034	WOODROOFE Emma	<u>AUS</u>	Team A – A	101.1	103.5	100.3	102.6	407.5	QF
3	2053	ADAMS Emma	<u>AUS</u>	Team A – A	100.3	103.4	100.0	103.7	407.4	QF
4	2105	KOWPLOS Kata	<u>AUS</u>	Team B – A	101.6	99.9	101.4	102.9	405.8	
5	2108	REBLING Maria	<u>AUS</u>	Team B – A	100.2	101.3	102.7	101.1	405.3	
6	2272	BURGESS SMITH Jessica Rose	<u>NZL</u>	Team A – N	101.9	101.7	97.9	101.5	403.0	QF
7	2055	DEVLIN Alyce	<u>AUS</u>	Team B – A	97.5	101.4	101.0	101.1	401.0	
8	2070	ROBINSON Holly	<u>AUS</u>	Team C – A	98.2	97.6	100.2	102.1	398.1	
9	2363	RIDDLE Jessica	<u>NZL</u>	Team C – N	101.5	100.0	96.3	98.5	396.3	
10	2281	FREIMAN Helen	<u>NZL</u>	Team A – N	103.0	97.6	96.6	98.6	395.8	QF
11	2064	MARTINELLI Courtney	<u>AUS</u>	Team C – A	98.2	96.0	98.9	101.5	394.6	
12	2362	REESBY Sarah	<u>NZL</u>	Team C – N	98.4	95.9	103.7	96.5	394.5	
13	2349	DAVEY Chalm	<u>NZL</u>	Team C – N	98.7	99.7	98.5	95.5	392.4	
14	2071	HATZIGIANNIS Jacqui	<u>AUS</u>	Team C – A	94.3	98.6	97.8	99.1	389.8	
15	2347	BURDON Kelly	<u>NZL</u>	Team B – N	97.5	95.6	99.1	96.6	388.8	
16	2257	SHIELDS Bronwyn Clara	<u>NZL</u>	Team A – N	97.0	92.4	100.6	97.6	387.6	QF
17	2345	BIRRELL Kirsten	<u>NZL</u>	Team B – N	97.5	97.3	92.8	96.4	384.0	
18	2366	WILLS Julie	<u>NZL</u>	Team B – N	95.8	89.5	80.3	94.8	360.4	

Summary

Number of athletes on this list: 18; Total number of athletes: 18; Total number of teams: 6

Legend

— Team Member
 QF Qualified for Final

Bib No Bib Number

Nat Nation

AA993859

CSF & OSF CHAMPIONSHIPS
RIFLE / PISTOL / SHOTGUN / FULLBORE
GOLD COAST, AUSTRALIA
28 OCT – 08 NOV 2017



RESULTS
10m AIR RIFLE WOMEN (OSF)
TEAM

WED 1 NOV 2017, START TIME 11:30

Records						
QWR	422.9	CHEN Dongqi	CHN	28 MAY 2015	WC	Munich (GER)
QOcR	414.4	HENS Jennifer	AUS	28 MAY 2015	WC	Munich (GER)

Records Team						
OcR	1220.7	REBLING Maria; HENS Jennifer; ADAMS Emma;	AUS	1 DEC 2013	OCH	Sydney (AUS)
WR	1253.8	YI Siling; ZHANG Binbin; WU Liuxi;	CHN	22 SEP 2014	ASG	Incheon (KOR)

Rank	Bib No	Name	Series				Total	Remarks
			1	2	3	4		
1		Team A – AUS	304.3	311.6	302.7	309.3	1227.9	OcR
	2037	ROSSITER Victoria Michelle Venning	102.9	104.7	102.4	103.0	413.0	
	2034	WOODROOFE Emma	101.1	103.5	100.3	102.6	407.5	
	2053	ADAMS Emma	100.3	103.4	100.0	103.7	407.4	
2		Team B – AUS	299.3	302.6	305.1	305.1	1212.1	
	2055	DEVLIN Alyce	97.5	101.4	101.0	101.1	401.0	
	2105	KOWPLOS Kata	101.6	99.9	101.4	102.9	405.8	
	2108	REBLING Maria	100.2	101.3	102.7	101.1	405.3	
3		Team A – NZL	301.9	291.7	295.1	297.7	1186.4	
	2272	BURGESS SMITH Jessica Rose	101.9	101.7	97.9	101.5	403.0	
	2281	FREIMAN Helen	103.0	97.6	96.6	98.6	395.8	
	2257	SHIELDS Bronwyn Clara	97.0	92.4	100.6	97.6	387.6	
4		Team C – NZL	298.6	295.6	298.5	290.5	1183.2	
	2363	RIDDLE Jessica	101.5	100.0	96.3	98.5	396.3	
	2362	REESBY Sarah	98.4	95.9	103.7	96.5	394.5	
	2349	DAVEY Chalm	98.7	99.7	98.5	95.5	392.4	
5		Team C – AUS	290.7	292.2	296.9	302.7	1182.5	
	2064	MARTINELLI Courtney	98.2	96.0	98.9	101.5	394.6	
	2071	HATZIGIANNIS Jacqui	94.3	98.6	97.8	99.1	389.8	
	2070	ROBINSON Holly	98.2	97.6	100.2	102.1	398.1	

Rank	Bib No	Name	Series				Total	Remarks
			1	2	3	4		
6		Team B – NZL	290.8	282.4	272.2	287.8	1133.2	
	2366	WILLS Julie	95.8	89.5	80.3	94.8	360.4	
	2347	BURDON Kelly	97.5	95.6	99.1	96.6	388.8	
	2345	BIRRELL Kirsten	97.5	97.3	92.8	96.4	384.0	

Summary

Number of athletes on this list: 18; Total number of athletes: 18; Total number of teams: 6

Legend

ASG	Asian Games	Bib No	Bib Number	OCH	Oceanian Championships
OcR	Oceania Record	QOcR	Qualification Oceania Record	QWR	Qualification World Record
WC	World Cup	WR	World Record		

A9FA40BC

History

Release: Approved Version 1 (17/11/01 3:36:39 PM)
Release: Preliminary Version 1 (11/1/2017 12:22:23 PM)

CSF & OSF CHAMPIONSHIPS
RIFLE / PISTOL / SHOTGUN / FULLBORE
GOLD COAST, AUSTRALIA
28 OCT – 08 NOV 2017



RESULTS
25m PISTOL WOMEN (OSF)
FINAL

THU 2 NOV 2017, START TIME 16:15

WR	Records	GRE	7 OCT 2016	WCF	Bologna (ITA)
OcR	39 KORAKAKI Anna Oceania Record not established yet		2017		

Rk	Bib No	Name	Nat	1st Comp. Stage				2nd Competition Stage - Elimination					Total	Remarks
1	2033	YAUHLEUSKAYA Lalita	AUS	2	5	6	10	15	18	18	21	23	25	OcR
				2	3	1	4	5	3	0	3	2	2	
2	2046	GALIABOVITCH Elena	AUS	2	6	9	12	16	17	18	19	20	23	
				2	4	3	3	4	1	1	1	1	3	
3	2256	PHILLIPS Fiona Lucy	NZL	1	2	3	5	7	8	10	12	12		
				1	1	1	2	2	1	2	2	0		
4	2048	ERICKSON Olivia	AUS	0	1	1	3	5	7	8	10	10		
				0	1	0	2	2	2	1	2			
5	2287	PERRET Kay Diane	NZL	0	1	2	4	4	5	6	7	6		
				0	1	1	2	0	1	1				
6	2261	NOBES Samantha	NZL	0	1	2	4	5	6	7	8	5	SO	
				0	1	1	2	1	0					
7	2230	GRUNDY Jacqueline	NFK	0	0	2	2	3	4	5	6	3		
				0	0	2	0	1						

Note
Please note that there are records equally achieved by several athletes and only the first to set the record is shown.
Refer to the Records list on ISSF website: www.issf-sports.org

Bib No	Bib Number	Nat	Nation	OcR	Oceania Record
Rk	Rank	SO	Athlete eliminated by Shoot-off for tie	WCF	World Cup Final
WR	World Record				

History

Release: Approved Version 1 (17/11/02 4:49:42 PM)

CSF & OSF CHAMPIONSHIPS
RIFLE / PISTOL / SHOTGUN / FULLBORE
GOLD COAST, AUSTRALIA
28 OCT – 08 NOV 2017



RESULTS
25m PISTOL WOMEN (OSF)
QUALIFICATION

THU 2 NOV 2017, START TIME 09:00

Rank	Bib No	Name	Nat	Team	Stage	Series			Sub Total	Total	Remarks
						1	2	3			
1	2046	GALIABOVITCH Elena	<u>AUS</u>	Team A – AUS	Precision	98	95	94	287		
					Rapid	98	95	97	290	577-22x	QF
2	2069	CHAPMAN Hayley	<u>AUS</u>	Team B – AUS	Precision	97	95	94	286		
					Rapid	96	96	96	288	574-14x	
3	2033	YAUHLEUSKAYA Lalita	<u>AUS</u>	Team A – AUS	Precision	94	95	91	280		
					Rapid	98	97	96	291	571-11x	QF
4	2062	SMITH Civon	<u>AUS</u>	Team B – AUS	Precision	92	94	95	281		
					Rapid	92	96	98	286	567- 9x	
5	2106	COWLING Lara	AUS		Precision	88	91	92	271		
					Rapid	95	98	93	286	557-10x	
6	2054	HEINRICH Alison	<u>AUS</u>	Team B – AUS	Precision	93	95	94	282		
					Rapid	89	94	92	275	557- 7x	
7	2048	ERICKSON Olivia	<u>AUS</u>	Team A – AUS	Precision	94	94	94	282		
					Rapid	89	90	90	269	551-12x	QF
8	2117	KROOPIN Sascha	AUS		Precision	89	94	90	273		
					Rapid	92	91	88	271	544- 9x	
9	2256	PHILLIPS Fiona Lucy	<u>NZL</u>	Team A – NZL	Precision	92	91	89	272		
					Rapid	88	91	90	269	541- 5x	QF
10	2261	NOBES Samantha	<u>NZL</u>	Team A – NZL	Precision	86	92	92	270		
					Rapid	92	91	86	269	539-12x	QF
11	2287	PERRET Kay Diane	<u>NZL</u>	Team A – NZL	Precision	86	86	88	260		
					Rapid	85	89	91	265	525- 5x	QF
12	2367	MANNING Fern	NZL		Precision	89	88	93	270		
					Rapid	68	79	83	230	500- 5x	
13	2230	GRUNDY Jacqueline	NFK		Precision	92	91	91	274		
					Rapid	83	64	78	225	499- 8x	QF
14	2360	NOBES Stephanie	NZL		Precision	57	75	73	205		
					Rapid	84	74	76	234	439- 1x	

Rank	Bib No	Name	Nat	Team	Stage	Series			Sub Total	Total	Remarks
						1	2	3			

Summary

Number of athletes on this list: 14; Total number of athletes: 14; Total number of teams: 3

Note

Please note that there are records equally achieved by several athletes and only the first to set the record is shown.
Refer to the Records list on ISSF website: www.issf-sports.org

Legend

— Team Member
 QF Qualified for Final

Bib No Bib Number

Nat Nation

9B40ADD8

CSF & OSF CHAMPIONSHIPS
RIFLE / PISTOL / SHOTGUN / FULLBORE
GOLD COAST, AUSTRALIA
28 OCT – 08 NOV 2017



RESULTS
25m PISTOL WOMEN (OSF)
TEAM

THU 2 NOV 2017, START TIME 09:00

Records					
QWR	594 IORGOVA Diana	BUL	31 MAY 1994	WC	Milan (ITA)
QOcR	587 YAUHLEUSKAYA Lalita	AUS	3 AUG 2002	CWG	Manchester (GBR)

Records Team					
WR	1768 CHEN Ying; LI Duihong; TAO Luna;	CHN	4 OCT 2002	ASG	Busan (KOR)
OcR	1745 WOODWARD Annette; RYAN Linda; MC KENZIE Pam;	AUS	15 NOV 2003	OCH	Auckland (NZL)

Rank	Bib No	Name	Stage	Series			Sub Total	Total	Remarks
				1	2	3			
1	Team A – AUS			286	284	279	849		
				285	282	283	850	1699-45x	
	2046	GALIABOVITCH Elena	Precision	98	95	94	287		
			Rapid	98	95	97	290	577-22x	
	2033	YAUHLEUSKAYA Lalita	Precision	94	95	91	280		
			Rapid	98	97	96	291	571-11x	
	2048	ERICKSON Olivia	Precision	94	94	94	282		
			Rapid	89	90	90	269	551-12x	
2	Team B – AUS			282	284	283	849		
				277	286	286	849	1698-30x	
	2069	CHAPMAN Hayley	Precision	97	95	94	286		
			Rapid	96	96	96	288	574-14x	
	2062	SMITH Civon	Precision	92	94	95	281		
			Rapid	92	96	98	286	567- 9x	
	2054	HEINRICH Alison	Precision	93	95	94	282		
			Rapid	89	94	92	275	557- 7x	
3	Team A – NZL			264	269	269	802		
				265	271	267	803	1605-22x	
	2256	PHILLIPS Fiona Lucy	Precision	92	91	89	272		
			Rapid	88	91	90	269	541- 5x	
	2261	NOBES Samantha	Precision	86	92	92	270		
			Rapid	92	91	86	269	539-12x	
	2287	PERRET Kay Diane	Precision	86	86	88	260		
			Rapid	85	89	91	265	525- 5x	

Rank	Bib No	Name	Stage	Series			Sub Total	Total	Remarks
				1	2	3			

Summary

Number of athletes on this list: 9; Total number of athletes: 14; Total number of teams: 3

Legend

ASG	Asian Games	Bib No	Bib Number	OCH	Oceanian Championships	52FEF31E
OcR	Oceania Record	QOcR	Qualification Oceania Record	QWR	Qualification World Record	
WC	World Cup	WR	World Record			

History

Release: Approved Version 1 (11/2/2017 12:06:35 PM)
Release: Preliminary Version 1 (11/2/2017 11:51:05 AM)

CSF & OSF CHAMPIONSHIPS
RIFLE / PISTOL / SHOTGUN / FULLBORE
GOLD COAST, AUSTRALIA
28 OCT – 08 NOV 2017



RESULTS
25m RAPID FIRE PISTOL MEN (OSF)
FINAL

SUN 5 NOV 2017, START TIME 13:30

		Records				
OcR	24	EVGLEVSKI Sergei	AUS	2 DEC 2015	OCH	Sydney (AUS)
WR	35	MAZZETTI Riccardo	ITA	6 JUL 2014	WC	Beijing (CHN)

Rk	Bib No	Name	Nat	1st Comp. Stage			2nd Competition Stage - Elimination					Total	Remarks
1	2047	EVGLEVSKI Sergei	AUS	4	8	12	15	19	24	28		32	OcR
				4	4	4	3	4	5	4	4		
2	2052	ASHMORE Thomas	AUS	2	4	8	10	13	17	20		21	
				2	2	4	2	3	4	3	1		
3	2041	QUICK Bruce	AUS	2	5	9	11	13	16			18	
				2	3	4	2	2	3	2			
4	2271	NOBES Gerald Rollo	NZL	2	3	4	4	5				6	
				2	1	1	0	1	1				
5	2229	COCK Graham	NFK	1	2	3	3					3	
				1	1	1	0	0					
6	2268	WILTON Mark	NZL	0	0	0						2	
				0	0	0	2						

Note

Please note that there are records equally achieved by several athletes and only the first to set the record is shown.
Refer to the Records list on ISSF website: www.issf-sports.org

Legend

Bib No	Bib Number	Nat	Nation	OCH	Oceanian Championships
OcR	Oceania Record	Rk	Rank	WC	World Cup
WR	World Record				

EB7AA438

History

Release: Approved Version 1 (17/11/05 2:02:52 PM)

Version of 5 NOV 2017, 14:02

F100000IA0511171330.1.RFP.0.001.pdf

86F7

13

Page 1 of 1

CSF & OSF CHAMPIONSHIPS
RIFLE / PISTOL / SHOTGUN / FULLBORE
GOLD COAST, AUSTRALIA
28 OCT – 08 NOV 2017



RESULTS
25m RAPID FIRE PISTOL MEN (OSF)
QUALIFICATION

SAT 4 NOV 2017, START TIME 14:00

Rank	Bib No	Name	Nat	Team	Stage	Seconds			Sub Total	Total	Remarks
						8	6	4			
1	2047	EVGLEVSKI Sergei	<u>AUS</u>	Team A – AUS	Stage 1	95	94	95	284	573-17x	QF
					Stage 2	99	94	96	289		
2	2072	ANDERSON Scott	<u>AUS</u>	Team B – AUS	Stage 1	93	99	93	285	567-17x	
					Stage 2	95	97	90	282		
3	2041	QUICK Bruce	<u>AUS</u>	Team A – AUS	Stage 1	93	96	88	277	558-11x	QF
					Stage 2	98	95	88	281		
4	2052	ASHMORE Thomas	<u>AUS</u>	Team A – AUS	Stage 1	94	94	81	269	550-10x	QF
					Stage 2	97	92	92	281		
5	2057	GROVES Bailey	<u>AUS</u>	Team B – AUS	Stage 1	94	90	92	276	550- 8x	
					Stage 2	89	97	88	274		
6	2113	SMITH Neil	<u>AUS</u>	Team B – AUS	Stage 1	95	83	92	270	546- 9x	
					Stage 2	93	95	88	276		
7	2119	SHERAFATI Vahid	AUS		Stage 1	87	88	88	263	528- 5x	
					Stage 2	94	86	85	265		
8	2271	NOBES Gerald Rollo	<u>NZL</u>	Team A – NZL	Stage 1	89	90	74	253	505- 3x	QF
					Stage 2	93	84	75	252		
9	2268	WILTON Mark	<u>NZL</u>	Team A – NZL	Stage 1	83	82	74	239	472- 4x	QF
					Stage 2	87	79	67	233		
10	2229	COCK Graham	NFK		Stage 1	80	73	61	214	449- 0x	QF
					Stage 2	84	74	77	235		
11	2270	NEWSON Paul Dene	<u>NZL</u>	Team A – NZL	Stage 1	76	83	69	228	445- 2x	
					Stage 2	75	81	61	217		

Summary

Number of athletes on this list: 11; Total number of athletes: 11; Total number of teams: 3

Note

Please note that there are records equally achieved by several athletes and only the first to set the record is shown.
Refer to the Records list on ISSF website: www.issf-sports.org

Legend

— Team Member
QF Qualified for Final

Bib No Bib Number

Nat Nation

EF39FAAA

CSF & OSF CHAMPIONSHIPS
RIFLE / PISTOL / SHOTGUN / FULLBORE
GOLD COAST, AUSTRALIA
28 OCT – 08 NOV 2017



RESULTS
25m RAPID FIRE PISTOL MEN (OSF)
TEAM

SAT 4 NOV 2017, START TIME 14:00

Records						
QOcR	576	CHAPMAN David	AUS	14 APR 2005	WC	Changwon (KOR)
QWR	593	REITZ Christian	GER	30 JUL 2013	ECH	Osijek (CRO)

Records Team						
OcR	1686	CHAPMAN David; EVGLEVSKI Sergei; QUICK Bruce;	AUS	2 DEC 2015	OCH	Sydney (AUS)
WR	1749	ZHANG Jian; LI Yuehong; DING Feng;	CHN	6 AUG 2010	WCH	Munich (GER)

Rank	Bib No	Name	Stage	Seconds			Sub Total	Total	Remarks
				8	6	4			
1	Team A – AUS			282	284	264	830		
				294	281	276	851	1681-38x	
	2047	EVGLEVSKI Sergei	Stage 1	95	94	95	284		
			Stage 2	99	94	96	289	573-17x	
	2041	QUICK Bruce	Stage 1	93	96	88	277		
			Stage 2	98	95	88	281	558-11x	
	2052	ASHMORE Thomas	Stage 1	94	94	81	269		
			Stage 2	97	92	92	281	550-10x	
2	Team B – AUS			282	272	277	831		
				277	289	266	832	1663-34x	
	2057	GROVES Bailey	Stage 1	94	90	92	276		
			Stage 2	89	97	88	274	550- 8x	
	2072	ANDERSON Scott	Stage 1	93	99	93	285		
			Stage 2	95	97	90	282	567-17x	
	2113	SMITH Neil	Stage 1	95	83	92	270		
			Stage 2	93	95	88	276	546- 9x	
3	Team A – NZL			248	255	217	720		
				255	244	203	702	1422- 9x	
	2271	NOBES Gerald Rollo	Stage 1	89	90	74	253		
			Stage 2	93	84	75	252	505- 3x	
	2268	WILTON Mark	Stage 1	83	82	74	239		
			Stage 2	87	79	67	233	472- 4x	
	2270	NEWSON Paul Dene	Stage 1	76	83	69	228		
			Stage 2	75	81	61	217	445- 2x	

Rank	Bib No	Name	Stage	Seconds			Sub Total	Total	Remarks
				8	6	4			

Summary

Number of athletes on this list: 9; Total number of athletes: 11; Total number of teams: 3

Legend

Bib No	Bib Number	ECH	European Championships	OCH	Oceanian Championships
OcR	Oceania Record	QOcR	Qualification Oceania Record	QWR	Qualification World Record
WC	World Cup	WCH	World Championships	WR	World Record

F42C6B23

History

Release: Approved Version 1 (11/5/2017 10:36:47 AM)
 Release: Preliminary Version 1 (11/5/2017 10:18:03 AM)

CSF & OSF CHAMPIONSHIPS
RIFLE / PISTOL / SHOTGUN / FULLBORE
GOLD COAST, AUSTRALIA
28 OCT – 08 NOV 2017



RESULTS
25m STANDARD PISTOL MIXED GRAND PRIX (OSF)
INDIVIDUAL

MON 6 NOV 2017, START TIME 09:00

Records					
OcR	575 ADAMS Philip	AUS	5 FEB 1993	OCH	Auckland (NZL)
WR	584 BULJUNG Erich	USA	20 AUG 1983	PAG	Caracas (VEN)

Records Team					
OcR	1706 GIUSTINIANO Michelangelo; QUICK Bruce; VICKERS Kel;	AUS	31 JAN 1993	OCH	Auckland (NZL)
WR	1725 KUZMIN Afanasij; TURLA Viadas; MELENTIEV Aleksander;	URS	10 SEP 1985	ECH	Osijek (YUG)

Rank	Bib No	Name	Nat	Team	Stage	Series		Sub Total	Total	Remarks
						1	2			
1	2072	ANDERSON Scott	<u>AUS</u>	Team A – AUS	150 sec	94	93	187	559- 8x	
					20 sec	96	93	189		
					10 sec	92	91	183		
2	2047	EVGLEVSKI Sergei	<u>AUS</u>	Team A – AUS	150 sec	95	94	189	552- 8x	
					20 sec	91	93	184		
					10 sec	83	96	179		
3	2067	HEINRICH Garry	<u>AUS</u>	Team B – AUS	150 sec	93	96	189	549-13x	
					20 sec	90	92	182		
					10 sec	86	92	178		
4	2052	ASHMORE Thomas	<u>AUS</u>	Team A – AUS	150 sec	89	90	179	545- 5x	
					20 sec	92	91	183		
					10 sec	94	89	183		
5	2113	SMITH Neil	<u>AUS</u>	Team B – AUS	150 sec	93	94	187	543- 9x	
					20 sec	92	89	181		
					10 sec	88	87	175		
6	2112	GIUSTINIANO Mike	<u>AUS</u>	Team B – AUS	150 sec	89	97	186	542- 7x	
					20 sec	86	90	176		
					10 sec	92	88	180		

Summary

Number of athletes on this list: 6; Total number of athletes: 6; Total number of teams: 2

Legend

2E2DF13C

—	Team Member	Bib No	Bib Number	ECH	European Championships
Nat	Nation	OCH	Oceanian Championships	OcR	Oceania Record
PAG	Pan American Games	WR	World Record		

History

Release: Approved Version 1 (11/6/2017 9:52:34 AM)
 Release: Preliminary Version 1 (11/6/2017 9:39:30 AM)

CSF & OSF CHAMPIONSHIPS
RIFLE / PISTOL / SHOTGUN / FULLBORE
GOLD COAST, AUSTRALIA
28 OCT – 08 NOV 2017



RESULTS
50m PISTOL MEN (OSF)
FINAL

FRI 3 NOV 2017, START TIME 13:45

Records		KOR	20 MAY 2017	WC	Munich (GER)
WR	230.5 JIN Jongoh				
OcR	Oceania Record not established yet		2017		

Rk	Bib No	Name	Nat	1st Comp. Stage	2nd Competition Stage - Elimination						Total	Remarks	
1	2041	QUICK Bruce	AUS	48.7 10.5 8.7 10.3 10.2 9.0	95.5 10.4 9.3 10.2 9.2 7.7	112.6 9.7 7.4	130.7 9.6 8.5	150.7 9.8 10.2	170.1 9.7 9.7	189.8 10.3 9.4	206.7 8.9 8.0	223.3	OcR
2	2067	HEINRICH Garry	AUS	42.9 8.6 9.5 7.6 7.3	87.4 9.0 7.5 9.1 9.0 9.9	105.6 10.0 8.2	126.4 10.4 10.4	145.1 8.5 10.2	162.4 7.6 9.7	181.6 9.1 10.1	198.4 7.6 9.2	217.4	
3	2051	BELL Kerry	AUS	48.2 8.3 9.5 10.0 10.0 10.4	88.6 6.2 8.2 9.5 9.9 6.6	106.9 8.3 10.0	124.2 9.6 7.7	140.0 8.4 7.4	159.4 9.6 9.8	177.6 9.2 9.0		197.2	
4	2262	NOBES Thomas	NZL	46.8 8.4 10.2 9.7 9.0 9.5	96.7 10.3 9.5 10.3 9.7 10.1	114.9 10.4 7.8	130.9 8.4 7.6	147.9 10.4 6.6	162.7 7.0 7.8		6.5 3.6	172.8	
5	2228	CREEK Douglas	NFK	42.8 9.0 9.1 8.9 7.6 8.2	88.0 8.9 8.7 7.6 10.0 10.0	100.0 5.5 6.5	118.8 8.6 10.2	136.6 10.5 7.3		9.3 7.2		153.1	
6	2263	ZHAO Ricky	NZL	40.7 8.8 5.0 9.5 9.1 8.3	83.4 8.8 8.5 7.6 8.0 9.8	101.4 8.6 9.4	117.7 8.0 8.3		7.5 6.1			131.3	
7	2271	NOBES Gerald Rollo	NZL	36.3 7.8 7.0 6.0 6.4 9.1	73.8 5.8 8.6 7.3 6.5 9.3	93.3 10.8 8.7		10.6 5.6				109.5	
8	2223	RYAN Stephen	NFK	29.7 8.1 3.9 9.2 8.5 0.0	64.3 4.2 7.6 8.2 5.7 8.9	6.8 5.6						76.7	

Note

Please note that there are records equally achieved by several athletes and only the first to set the record is shown.
Refer to the Records list on ISSF website: www.issf-sports.org

Legend

E9B2C1E1

Bib No	Bib Number	Nat	Nation	OcR	Oceania Record
Rk	Rank	WC	World Cup	WR	World Record

History

Release: Approved Version 1 (17/11/03 2:13:00 PM)

Version of 3 NOV 2017, 14:13

F100000IA0311171345.1.FP.0.001.pdf

86F7

11

Page 2 of 2

CSF & OSF CHAMPIONSHIPS
RIFLE / PISTOL / SHOTGUN / FULLBORE
GOLD COAST, AUSTRALIA
28 OCT – 08 NOV 2017



RESULTS
50m PISTOL MEN (OSF)
QUALIFICATION

FRI 3 NOV 2017, START TIME 09:30

Rank	Bib No	Name	Nat	Team	Series						Total	Rem
					1	2	3	4	5	6		
1	2067	HEINRICH Garry	<u>AUS</u>	Team A – AUS	90	92	92	88	91	89	542-6x	QF
2	2051	BELL Kerry	<u>AUS</u>	Team A – AUS	90	87	87	89	90	91	534-6x	QF
3	2065	DOWLING Damian	<u>AUS</u>	Team B – AUS	93	88	90	88	87	87	533-5x	
4	2262	NOBES Thomas	<u>NZL</u>	Team A – NZL	86	88	90	88	90	88	530-5x	QF
5	2041	QUICK Bruce	<u>AUS</u>	Team A – AUS	86	87	90	88	90	87	528-6x	QF
6	2263	ZHAO Ricky	<u>NZL</u>	Team A – NZL	87	81	85	88	92	92	525-8x	QF
7	2113	SMITH Neil	<u>AUS</u>	Team C – AUS	87	86	89	86	86	83	517-1x	
8	2103	MARKOVSKI Jason	<u>AUS</u>	Team B – AUS	85	82	87	84	87	90	515-2x	
9	2119	SHERAFATI Vahid	<u>AUS</u>	Team C – AUS	93	82	83	84	83	86	511-6x	
10	2102	FAULKNER Jason	<u>AUS</u>	Team C – AUS	80	86	79	86	84	93	508-2x	
11	2228	CREEK Douglas	<u>NFK</u>	Team A – NFK	81	81	80	83	86	87	498-2x	QF
12	2271	NOBES Gerald Rollo	<u>NZL</u>	Team A – NZL	81	81	78	86	81	87	494-4x	QF
13	2057	GROVES Bailey	<u>AUS</u>	Team B – AUS	79	83	80	89	84	77	492-2x	
14	2268	WILTON Mark	NZL		73	78	80	82	85	82	480-5x	
15	2355	JOHNSON Terry	NZL		74	74	80	71	72	86	457-3x	
16	2223	RYAN Stephen	<u>NFK</u>	Team A – NFK	74	77	81	71	78	59	440-3x	QF
17	2227	COULTER Kevin	<u>NFK</u>	Team A – NFK	59	72	63	68	74	65	401-1x	

Summary

Number of athletes on this list: 17; Total number of athletes: 17; Total number of teams: 5

Note

Please note that there are records equally achieved by several athletes and only the first to set the record is shown.
Refer to the Records list on ISSF website: www.issf-sports.org

Legend

— Team Member
QF Qualified for Final

Bib No
Rem Bib Number
Remarks

Nat Nation

D9BA5AA6

CSF & OSF CHAMPIONSHIPS
RIFLE / PISTOL / SHOTGUN / FULLBORE
GOLD COAST, AUSTRALIA
28 OCT – 08 NOV 2017



RESULTS
50m PISTOL MEN (OSF)
TEAM

FRI 3 NOV 2017, START TIME 09:30

Records					
QWR	583 JIN Jongoh	KOR	9 SEP 2014	WCH	Granada (ESP)
QOcR	562 REPACHOLI Daniel	AUS	2 MAR 2004	WC	Sydney (AUS)

Records Team					
OcR	1650 ADAMS Philip; QUICK Bruce; SANDSTROM Bengt;	AUS	23 JUL 1994	WCH	Milan (ITA)
WR	1719 STAN Liviu; BABII Sorin; ILIE Petru;	ROM	7 SEP 1985	ECH	Osijek (YUG)

Rank	Bib No	Name	Series						Total	Remarks
			1	2	3	4	5	6		
1		Team A – AUS	266	266	269	265	271	267	1604-18x	
	2067	HEINRICH Garry	90	92	92	88	91	89	542-6x	
	2051	BELL Kerry	90	87	87	89	90	91	534-6x	
	2041	QUICK Bruce	86	87	90	88	90	87	528-6x	
2		Team A – NZL	254	250	253	262	263	267	1549-17x	
	2262	NOBES Thomas	86	88	90	88	90	88	530-5x	
	2263	ZHAO Ricky	87	81	85	88	92	92	525-8x	
	2271	NOBES Gerald Rollo	81	81	78	86	81	87	494-4x	
3		Team B – AUS	257	253	257	261	258	254	1540- 9x	
	2103	MARKOVSKI Jason	85	82	87	84	87	90	515-2x	
	2065	DOWLING Damian	93	88	90	88	87	87	533-5x	
	2057	GROVES Bailey	79	83	80	89	84	77	492-2x	
4		Team C – AUS	260	254	251	256	253	262	1536- 9x	
	2119	SHERAFATI Vahid	93	82	83	84	83	86	511-6x	
	2113	SMITH Neil	87	86	89	86	86	83	517-1x	
	2102	FAULKNER Jason	80	86	79	86	84	93	508-2x	
5		Team A – NFK	214	230	224	222	238	211	1339- 6x	
	2228	CREEK Douglas	81	81	80	83	86	87	498-2x	
	2223	RYAN Stephen	74	77	81	71	78	59	440-3x	
	2227	COULTER Kevin	59	72	63	68	74	65	401-1x	

Rank	Bib No	Name	Series						Total	Remarks
			1	2	3	4	5	6		

Summary

Number of athletes on this list: 15; Total number of athletes: 17; Total number of teams: 5

Legend

Bib No	Bib Number	ECH	European Championships	OcR	Oceania Record
QOcR	Qualification Oceania Record	QWR	Qualification World Record	WC	World Cup
WCH	World Championships	WR	World Record		

B03B21EF

History

Release: Approved Version 1 (11/3/2017 11:15:00 AM)
Release: Preliminary Version 1 (11/3/2017 11:00:02 AM)

CSF & OSF CHAMPIONSHIPS
RIFLE / PISTOL / SHOTGUN / FULLBORE
GOLD COAST, AUSTRALIA
28 OCT – 08 NOV 2017



RESULTS
50m RIFLE 3 POSITIONS MEN (OSF)
FINAL

MON 6 NOV 2017, START TIME 15:00

WR		Records		USA		WC		Munich (GER)	
OcR		464.1	EMMONS Matthew	AUS		25 MAY 2016	OCH		Sydney (AUS)
		448.0	SAMPSON Dane	AUS		2 DEC 2013			

Rk	Bib No	Name	Nat	Kn	Pr	Standing - Elimination					Total	Remarks
1	2036	SAMPSON Dane	AUS	150.0 50.1 49.6 50.3	304.5 51.3 51.5 51.7	401.7 46.9 50.3	411.5 9.8	421.1 9.6	431.1 10.0	441.3 10.2	451.2 9.9	OcR
2	2280	BENNETT Owen Phillip	NZL	150.7 51.2 51.3 48.2	305.6 53.2 50.2 51.5	397.4 45.5 46.3	406.8 9.4	414.4 7.6	424.8 10.4	434.6 9.8	443.3 8.7	
3	2050	CLOPATOFSKY- SANCHEZ Daniel	AUS	148.9 49.8 48.2 50.9	300.8 50.4 51.3 50.2	395.5 46.7 48.0	406.1 10.6	415.6 9.5	424.5 8.9	433.9 9.4		
4	2044	GODWARD Will	AUS	144.5 46.5 47.9 50.1	291.8 49.1 49.4 48.8	388.4 49.1 47.5	397.4 9.0	405.5 8.1	415.8 10.3		415.8	
5	2285	IRVINE Ian James	NZL	142.6 47.1 46.9 48.6	295.0 50.5 51.0 50.9	388.2 48.8 44.4	396.6 8.4	404.1 7.5			404.1	
6	2282	MCLEOD Rory James	NZL	142.2 47.7 49.6 44.9	291.6 50.3 48.4 50.7	381.0 46.7 42.7	388.4 7.4				388.4	

Legend							D3A8AEB A
Bib No	Bib Number	Kn	Kneeling	Nat	Nation		
OCH	Oceanian Championships	OcR	Oceania Record	Pr	Prone		
Rk	Rank	WC	World Cup	WR	World Record		

History

Release: Approved Version 1 (17/11/06 3:48:12 PM)

CSF & OSF CHAMPIONSHIPS
RIFLE / PISTOL / SHOTGUN / FULLBORE
GOLD COAST, AUSTRALIA
28 OCT – 08 NOV 2017



RESULTS
50m RIFLE 3 POSITIONS MEN (OSF)
QUALIFICATION

MON 6 NOV 2017, START TIME 09:00

Rank	Bib No	Name	Nat	Team	Position	Series				Sub Total	Total	Rem
						1	2	3	4			
1	2036	SAMPSON Dane	<u>AUS</u>	Team A – AU	Kneeling	98	100	96	94	388	1162-51x	QF
					Prone	99	100	98	98	395		
					Standing	93	98	95	93	379		
2	2044	GODWARD Will	<u>AUS</u>	Team A – AU	Kneeling	94	94	95	93	376	1136-35x	QF
					Prone	97	94	98	97	386		
					Standing	91	97	93	93	374		
3	2280	BENNETT Owen Phillip	<u>NZL</u>	Team A – NZ	Kneeling	91	92	89	94	366	1121-37x	QF
					Prone	98	98	98	99	393		
					Standing	88	94	88	92	362		
4	2285	IRVINE Ian James	<u>NZL</u>	Team A – NZ	Kneeling	93	91	92	95	371	1121-28x	QF
					Prone	98	99	96	96	389		
					Standing	90	88	91	92	361		
5	2110	DAVIS Michael	<u>AUS</u>	Team B – AU	Kneeling	91	95	95	95	376	1120-25x	
					Prone	96	95	97	95	383		
					Standing	96	85	91	89	361		
6	2282	MCLEOD Rory James	<u>NZL</u>	Team A – NZ	Kneeling	93	91	92	91	367	1119-38x	QF
					Prone	98	97	99	99	393		
					Standing	86	91	89	93	359		
7	2056	SEVELJ Andrew	<u>AUS</u>	Team B – AU	Kneeling	92	94	94	94	374	1115-37x	
					Prone	98	99	97	100	394		
					Standing	90	89	83	85	347		
8	2050	CLOPATOFSKY-SANCHEZ Daniel	<u>AUS</u>	Team A – AU	Kneeling	91	92	92	92	367	1110-25x	QF
					Prone	93	98	93	96	380		
					Standing	94	89	89	91	363		
9	2111	NICHOLAS Michael	<u>AUS</u>	Team B – AU	Kneeling	92	85	90	86	353	1099-23x	
					Prone	97	98	98	95	388		
					Standing	89	91	90	88	358		
10	2278	HILL Rodney Grant	<u>NZL</u>	Team B – NZ	Kneeling	91	95	93	98	377	1096-20x	
					Prone	93	92	95	96	376		
					Standing	88	86	85	84	343		
11	2359	MCFETRIDGE Ian	<u>NZL</u>	Team B – NZ	Kneeling	85	87	88	84	344	1062-17x	
					Prone	92	94	95	95	376		
					Standing	83	86	87	86	342		
12	2352	GRAHAM Jason	<u>NZL</u>	Team B – NZ	Kneeling	86	90	87	86	349	1048-23x	
					Prone	92	95	96	98	381		
					Standing	79	71	79	89	318		

Rank	Bib No	Name	Nat	Team	Position	Series				Sub Total	Total	Rem
						1	2	3	4			

Summary

Number of athletes on this list: 12; Total number of athletes: 12; Total number of teams: 4

Note

Please note that there are records equally achieved by several athletes and only the first to set the record is shown.
Refer to the Records list on ISSF website: www.issf-sports.org

Legend

— Team Member
QF Qualified for Final

Bib No Bib Number
Rem Remarks

Nat Nation

206EAD3

Version of 6 NOV 2017, 11:54

Q100000IA0611170900.400.FR3X40.0.001.pdf

86F7 17

Page 2 of 2

CSF & OSF CHAMPIONSHIPS
RIFLE / PISTOL / SHOTGUN / FULLBORE
GOLD COAST, AUSTRALIA
28 OCT – 08 NOV 2017



RESULTS
50m RIFLE 3 POSITIONS MEN (OSF)
TEAM

MON 6 NOV 2017, START TIME 09:00

Records					
QWR	1186 LOUGINETS Nazar	RUS	12 JUN 2014	WC	Munich (GER)
QOcR	1170 SAMPSON Dane	AUS	22 MAY 2017	WC	Munich (GER)

Records Team					
WR	3529 CAO Yifei; KANG Hongwei; YANG Haoran;	CHN	25 OCT 2013	ASC	Tehran (IRI)
OcR	3420 SAMPSON Dane; GODWARD Will; CLOPATOFKY SANCHEZ Daniel Alejandro;	AUS	27 NOV 2015	OCH	Sydney (AUS)

Rank	Bib No	Name	Position	Series				Sub Total	Total	Remarks
				1	2	3	4			
1	Team A – AUS			283	286	283	279	1131		
				289	292	289	291	1161		
				278	284	277	277	1116	3408-111x	
	2036	SAMPSON Dane	Kneeling	98	100	96	94	388		
			Prone	99	100	98	98	395		
			Standing	93	98	95	93	379	1162-51x	
2044	GODWARD Will	Kneeling	94	94	95	93	376			
			Prone	97	94	98	97	386		
			Standing	91	97	93	93	374	1136-35x	
2050	CLOPATOFKY-SANCHEZ Daniel	Kneeling	91	92	92	92	367			
			Prone	93	98	93	96	380		
			Standing	94	89	89	91	363	1110-25x	
2	Team A – NZL			277	274	273	280	1104		
				294	294	293	294	1175		
				264	273	268	277	1082	3361-103x	
	2280	BENNETT Owen Phillip	Kneeling	91	92	89	94	366		
			Prone	98	98	98	99	393		
			Standing	88	94	88	92	362	1121-37x	
2285	IRVINE Ian James	Kneeling	93	91	92	95	371			
			Prone	98	99	96	96	389		
			Standing	90	88	91	92	361	1121-28x	
2282	MCLEOD Rory James	Kneeling	93	91	92	91	367			
			Prone	98	97	99	99	393		
			Standing	86	91	89	93	359	1119-38x	

Rank	Bib No	Name	Position	Series				Sub Total	Total	Remarks
				1	2	3	4			
3	Team B – AUS			275	274	279	275	1103		
				291	292	292	290	1165		
				275	265	264	262	1066	3334- 85x	
	2110	DAVIS Michael	Kneeling	91	95	95	95	376		
			Prone	96	95	97	95	383		
			Standing	96	85	91	89	361	1120-25x	
	2111	NICHOLAS Michael	Kneeling	92	85	90	86	353		
			Prone	97	98	98	95	388		
			Standing	89	91	90	88	358	1099-23x	
	2056	SEVELJ Andrew	Kneeling	92	94	94	94	374		
			Prone	98	99	97	100	394		
			Standing	90	89	83	85	347	1115-37x	
4	Team B – NZL			262	272	268	268	1070		
				277	281	286	289	1133		
				250	243	251	259	1003	3206- 60x	
	2352	GRAHAM Jason	Kneeling	86	90	87	86	349		
			Prone	92	95	96	98	381		
			Standing	79	71	79	89	318	1048-23x	
	2278	HILL Rodney Grant	Kneeling	91	95	93	98	377		
			Prone	93	92	95	96	376		
			Standing	88	86	85	84	343	1096-20x	
	2359	MCFETRIDGE Ian	Kneeling	85	87	88	84	344		
			Prone	92	94	95	95	376		
			Standing	83	86	87	86	342	1062-17x	

Summary

Number of athletes on this list: 12; Total number of athletes: 12; Total number of teams: 4

Legend

ASC	Asian Championships	Bib No	Bib Number	OCH	Oceanian Championships
OcR	Oceania Record	QOcR	Qualification Oceania Record	QWR	Qualification World Record
WC	World Cup	WR	World Record		

2E49F3DA

History

Release: Approved Version 1 (11/6/2017 11:54:56 AM)
Release: Preliminary Version 1 (11/6/2017 11:43:49 AM)

CSF & OSF CHAMPIONSHIPS
RIFLE / PISTOL / SHOTGUN / FULLBORE
GOLD COAST, AUSTRALIA
28 OCT – 08 NOV 2017



RESULTS
50m RIFLE 3 POSITIONS WOMEN (OSF)
FINAL

SUN 5 NOV 2017, START TIME 17:00

OcR	Records	NZL	2 DEC 2013	OCH	Sydney (AUS)
WR	442.7 MACKENZIE Jenna Kendall Louise	ITA	19 JUN 2015	EUG	Baku (AZE)
	464.7 ZUBLASING Petra				

Rk	Bib No	Name	Nat	Kn	Pr	Standing - Elimination					Total	Remarks
1	2039	RIDLEY Robyn	AUS	152.5 51.1 50.9 50.5	306.5 51.1 52.0 50.9	400.4 44.4 49.5	411.3 10.9	419.3 8.0	427.9 8.6	436.6 8.7	444.9 8.3	OcR
2	2034	WOODROOFE Emma	AUS	142.7 47.1 48.3 47.3	293.4 48.9 52.0 49.8	390.5 46.7 50.4	400.0 9.5	410.5 10.5	419.3 8.8	428.2 8.9	437.9 9.7	
3	2286	JOHNSTON Sally	NZL	149.8 48.4 49.4 52.0	301.9 50.3 50.4 51.4	388.0 41.7 44.4	394.3 6.3	403.3 9.0	413.6 10.3	423.3 9.7		
4	2053	ADAMS Emma	AUS	143.5 46.0 48.7 48.8	293.1 50.7 49.4 49.5	385.0 44.3 47.6	395.5 10.5	404.5 9.0	413.6 9.0	413.5		
5	2269	WREN Denva	NZL	141.7 44.4 48.2 49.1	296.5 51.2 51.8 51.8	375.3 36.0 42.8	384.2 8.9	392.7 8.5	392.7			
6	2272	BURGESS SMITH Jessica Rose	NZL	141.6 45.7 45.2 50.7	292.6 51.2 51.4 48.4	371.3 39.4 39.3	379.6 8.3	379.6				

Legend

36BC4864

Bib No	Bib Number	Kn	Kneeling	Nat	Nation
OCH	Oceanian Championships	OcR	Oceania Record	Pr	Prone
Rk	Rank	WR	World Record		

History

Release: Approved Version 1 (17/11/05 5:49:53 PM)

CSF & OSF CHAMPIONSHIPS
RIFLE / PISTOL / SHOTGUN / FULLBORE
GOLD COAST, AUSTRALIA
28 OCT – 08 NOV 2017



RESULTS
50m RIFLE 3 POSITIONS WOMEN (OSF)
QUALIFICATION

SUN 5 NOV 2017, START TIME 10:00

Rank	Bib No	Name	Nat	Team	Position	Series		Sub Total	Total	Remarks
						1	2			
1	2039	RIDLEY Robyn	<u>AUS</u>	Team A – AUS	Kneeling	89	96	185	566-19x	QF
					Prone	96	97	193		
					Standing	93	95	188		
2	2108	REBLING Maria	<u>AUS</u>	Team B – AU	Kneeling	91	94	185	559-12x	
					Prone	96	97	193		
					Standing	93	88	181		
3	2053	ADAMS Emma	<u>AUS</u>	Team A – AUS	Kneeling	92	91	183	558-12x	QF
					Prone	95	95	190		
					Standing	92	93	185		
4	2286	JOHNSTON Sally	<u>NZL</u>	Team A – NZL	Kneeling	91	94	185	555-15x	QF
					Prone	100	96	196		
					Standing	86	88	174		
5	2034	WOODROOFE Emma	<u>AUS</u>	Team A – AUS	Kneeling	88	91	179	546-10x	QF
					Prone	95	94	189		
					Standing	90	88	178		
6	2269	WREN Denva	<u>NZL</u>	Team A – NZL	Kneeling	88	92	180	538- 9x	QF
					Prone	95	97	192		
					Standing	80	86	166		
7	2272	BURGESS SMITH Jessica Rose	<u>NZL</u>	Team A – NZL	Kneeling	88	81	169	537- 9x	QF
					Prone	96	96	192		
					Standing	86	90	176		
8	2064	MARTINELLI Courtney	<u>AUS</u>	Team B – AU	Kneeling	91	92	183	533- 8x	
					Prone	93	92	185		
					Standing	82	83	165		
9	2035	SMITH Susannah	<u>AUS</u>	Team B – AU	Kneeling	89	91	180	527-12x	
					Prone	96	93	189		
					Standing	70	88	158		

Summary

Number of athletes on this list: 9; Total number of athletes: 9; Total number of teams: 3

Legend

— Team Member
 QF Qualified for Final

Bib No Bib Number

Nat Nation

557853B1

CSF & OSF CHAMPIONSHIPS
RIFLE / PISTOL / SHOTGUN / FULLBORE
GOLD COAST, AUSTRALIA
28 OCT – 08 NOV 2017



RESULTS
50m RIFLE 3 POSITIONS WOMEN (OSF)
TEAM

SUN 5 NOV 2017, START TIME 10:00

Records						
QWR	594	PEJCIC Snjezana	CRO	22 APR 2016	WC	Rio de Janeiro (BRA)
QOcR	578	SEDGMAN Alethea Nevada	AUS	31 MAR 2014	WC	Fort Benning (USA)

Records Team						
WR	1750	GAUSS Beate; ENGLEDER Barbara; ROESKEN Eva;	GER	11 SEP 2014	WCH	Granada (ESP)
OcR	1684	HENS Jennifer; SEDGMAN Alethea Nevada; WOODROOFE Emma Alyce;	AUS	2 DEC 2013	OCH	Sydney (AUS)

Rank	Bib No	Name	Position	Series		Sub Total	Total	Remarks
				1	2			
1	Team A – AUS			269	278	547		
				286	286	572		
				275	276	551	1670-41x	
	2039	RIDLEY Robyn	Kneeling	89	96	185		
			Prone	96	97	193		
			Standing	93	95	188	566-19x	
	2053	ADAMS Emma	Kneeling	92	91	183		
			Prone	95	95	190		
			Standing	92	93	185	558-12x	
	2034	WOODROOFE Emma	Kneeling	88	91	179		
			Prone	95	94	189		
			Standing	90	88	178	546-10x	
2	Team A – NZL			267	267	534		
				291	289	580		
				252	264	516	1630-33x	
	2286	JOHNSTON Sally	Kneeling	91	94	185		
			Prone	100	96	196		
			Standing	86	88	174	555-15x	
	2269	WREN Denva	Kneeling	88	92	180		
			Prone	95	97	192		
			Standing	80	86	166	538- 9x	
	2272	BURGESS SMITH Jessica Rose	Kneeling	88	81	169		
			Prone	96	96	192		
			Standing	86	90	176	537- 9x	

Rank	Bib No	Name	Position	Series		Sub Total	Total	Remarks
				1	2			
3	Team B – AUS			271	277	548		
				285	282	567		
				245	259	504	1619-32x	
	2064	MARTINELLI Courtney	Kneeling	91	92	183		
			Prone	93	92	185		
			Standing	82	83	165	533- 8x	
	2108	REBLING Maria	Kneeling	91	94	185		
			Prone	96	97	193		
			Standing	93	88	181	559-12x	
	2035	SMITH Susannah	Kneeling	89	91	180		
			Prone	96	93	189		
			Standing	70	88	158	527-12x	

Summary

Number of athletes on this list: 9; Total number of athletes: 9; Total number of teams: 3

Legend

Bib No	Bib Number	OCH	Oceanian Championships	OcR	Oceania Record
QOcR	Qualification Oceania Record	QWR	Qualification World Record	WC	World Cup
WCH	World Championships	WR	World Record		

74B4E4A6

History

Release: Approved Version 1 (11/5/2017 11:57:15 AM)
Release: Preliminary Version 1 (11/5/2017 11:44:05 AM)

CSF & OSF CHAMPIONSHIPS
RIFLE / PISTOL / SHOTGUN / FULLBORE
GOLD COAST, AUSTRALIA
28 OCT – 08 NOV 2017



RESULTS
50m RIFLE PRONE MEN (OSF)
FINAL

THU 2 NOV 2017, START TIME 12:30

		Records			
OcR	143.0 DALY James	AUS	21 MAY 2017	WC	Munich (GER)
WR	250.6 GRIMMEL Torben	DEN	27 OCT 2017	WCF	New Dehli (IND)

Rk	Bib No	Name	Nat	1st Comp. Stage				2nd Competition Stage - Elimination				Total	Remarks
1	2036	SAMPSON Dane	AUS	52.4	104.6	126.0	146.8	167.2	187.4	208.0	228.9	250.2	OcR
				10.2	9.7	10.7	10.3	10.1	10.5				
				10.7	10.7	10.7	10.3	10.8	10.8				
				10.8	10.4	10.5	9.9						
				10.4	10.6	10.3	10.6						
				10.3	10.8	10.1	10.0						
2	2260	TAYLOR Ryan	NZL	50.6	100.9	121.8	142.7	162.9	184.2	204.9	225.4	246.2	
				10.3	10.7	10.2	10.5	10.2	10.5				
				10.4	10.1	10.7	10.4	10.3	10.3				
				10.3	9.6	10.3	10.9						
				10.1	9.6	10.6	10.4						
				9.5	10.3	9.7	10.3						
3	2042	LOWE Jason Paul	AUS	49.9	102.6	122.9	142.2	162.8	183.1	203.6		224.1	
				10.3	10.6	10.1	10.0	10.4					
				9.9	10.4	10.2	10.0	10.1					
				9.0	10.4	9.7	10.3						
				10.4	10.5	9.6	10.3						
				10.3	10.8	10.6	10.2						
4	2049	DALY James	AUS	51.3	101.9	122.1	142.0	162.3	182.4			203.2	
				9.9	10.0	9.7	10.3						
				10.4	9.5	10.5	9.9						
				10.1	10.1	10.1	10.2						
				10.3	10.4	9.8	10.5						
				10.6	10.6	10.0	10.3						
5	2267	HUNT Martin	NZL	50.9	101.8	121.7	142.0	161.6				181.7	
				10.9	10.7	9.8	9.8						
				10.0	9.7	10.1	9.5						
				9.0	10.7	10.4	10.6						
				10.7	9.6	9.9							
				10.3	10.2	9.8							
6	2259	TAYLOR Denis Grant	NZL	47.8	95.5	116.0	135.9					156.7	
				9.4	9.8	10.7	10.2						
				9.7	10.3	9.8							
				8.8	8.8	10.4							
				9.8	9.7	9.5							
				10.1	9.1	10.6							

Legend

AE70AF1F

Bib No	Bib Number	Nat	Nation	OcR	Oceania Record
Rk	Rank	WC	World Cup	WCF	World Cup Final
WR	World Record				

History

Release: Approved Version 2 (11/5/2017 12:29:55 PM)
 Release: Preliminary Version 1 (11/5/2017 12:29:28 PM)
 Release: Approved Version 1 (17/11/02 12:48:45 PM)

CSF & OSF CHAMPIONSHIPS
RIFLE / PISTOL / SHOTGUN / FULLBORE
GOLD COAST, AUSTRALIA
28 OCT – 08 NOV 2017



RESULTS
50m RIFLE PRONE MEN (OSF)
QUALIFICATION

THU 2 NOV 2017, START TIME 09:00

Rank	Bib No	Name	Nat	Team	Series						Total	Rem
					1	2	3	4	5	6		
1	2036	SAMPSON Dane	<u>AUS</u>	Team A – AUS	103.3	105.5	103.5	103.3	105.3	103.4	624.3	QF
2	2260	TAYLOR Ryan	<u>NZL</u>	Team A – NZL	103.2	101.6	102.9	102.1	103.9	103.8	617.5	QF
3	2056	SEVELJ Andrew	<u>AUS</u>	Team B – AUS	101.4	104.9	100.8	103.3	103.6	102.7	616.7	
4	2049	DALY James	<u>AUS</u>	Team A – AUS	103.6	103.2	102.5	101.4	103.6	102.2	616.5	QF
5	2267	HUNT Martin	<u>NZL</u>	Team A – NZL	101.5	100.7	102.9	104.7	104.5	100.5	614.8	QF
6	2042	LOWE Jason Paul	<u>AUS</u>	Team A – AUS	101.6	102.1	103.9	103.7	101.3	100.6	613.2	QF
7	2058	COWBURN Barry	<u>AUS</u>	Team B – AUS	101.3	103.2	103.1	103.5	101.4	100.4	612.9	
8	2285	IRVINE Ian James	<u>NZL</u>	Team B – NZL	101.9	103.6	101.1	102.9	101.0	100.6	611.1	
9	2043	HOBERG Alex	<u>AUS</u>		103.7	102.1	101.1	101.9	102.0	98.5	609.3	
10	2280	BENNETT Owen Phillip	<u>NZL</u>	Team B – NZL	99.2	101.3	101.8	102.6	103.6	100.1	608.6	
11	2259	TAYLOR Denis Grant	<u>NZL</u>	Team A – NZL	98.9	101.3	100.7	100.5	102.6	102.6	606.6	QF
12	2110	DAVIS Michael	<u>AUS</u>		99.2	99.5	102.2	99.6	102.1	101.1	603.7	
13	2066	CROATTO Daniel	<u>AUS</u>	Team B – AUS	96.2	102.8	100.2	102.9	99.4	101.1	602.6	
14	2282	MCLEOD Rory James	<u>NZL</u>	Team B – NZL	100.8	100.0	99.8	100.5	100.9	99.9	601.9	
15	2354	GREEN David	<u>NZL</u>	Team C – NZL	97.1	98.9	97.2	101.2	99.7	102.6	596.7	
16	2353	GRAIN David	<u>NZL</u>	Team C – NZL	98.1	97.7	96.6	100.5	96.9	101.5	591.3	
17	2358	LOMAS Ross	<u>NZL</u>	Team C – NZL	91.1	101.9	98.0	101.4	98.5	97.3	588.2	

Summary

Number of athletes on this list: 17; Total number of athletes: 17; Total number of teams: 5

Legend

— Team Member
 QF Qualified for Final

Bib No
 Rem

Bib Number
 Remarks

Nat

Nation

FFF161AE

CSF & OSF CHAMPIONSHIPS
RIFLE / PISTOL / SHOTGUN / FULLBORE
GOLD COAST, AUSTRALIA
28 OCT – 08 NOV 2017



RESULTS
50m RIFLE PRONE MEN (OSF)
TEAM

THU 2 NOV 2017, START TIME 09:00

Records						
QWR	633.0	KAMENSKIY Sergey	RUS	21 JUL 2015	ECH	Maribor (SLO)
QOcR	628.6	POTENT Warren	AUS	2 APR 2014	WC	Fort Benning (USA)

Records Team						
OcR	1861.6	POTENT Warren; VERSACE Thomas Patrick; SAMPSON Dane;	AUS	3 DEC 2013	OCH	Sydney (AUS)
WR	1876.0	ZHAO Shengbo; LAN Xing; LIU Gang;	CHN	25 SEP 2014	ASG	Incheon (KOR)

Rank	Bib No	Name	Series						Total	Remarks
			1	2	3	4	5	6		
1		Team A – AUS	308.5	310.8	309.9	308.4	310.2	306.2	1854.0	
	2036	SAMPSON Dane	103.3	105.5	103.5	103.3	105.3	103.4	624.3	
	2049	DALY James	103.6	103.2	102.5	101.4	103.6	102.2	616.5	
	2042	LOWE Jason Paul	101.6	102.1	103.9	103.7	101.3	100.6	613.2	
2		Team A – NZL	303.6	303.6	306.5	307.3	311.0	306.9	1838.9	
	2260	TAYLOR Ryan	103.2	101.6	102.9	102.1	103.9	103.8	617.5	
	2267	HUNT Martin	101.5	100.7	102.9	104.7	104.5	100.5	614.8	
	2259	TAYLOR Denis Grant	98.9	101.3	100.7	100.5	102.6	102.6	606.6	
3		Team B – AUS	298.9	310.9	304.1	309.7	304.4	304.2	1832.2	
	2056	SEVELJ Andrew	101.4	104.9	100.8	103.3	103.6	102.7	616.7	
	2066	CROATTO Daniel	96.2	102.8	100.2	102.9	99.4	101.1	602.6	
	2058	COWBURN Barry	101.3	103.2	103.1	103.5	101.4	100.4	612.9	
4		Team B – NZL	301.9	304.9	302.7	306.0	305.5	300.6	1821.6	
	2285	IRVINE Ian James	101.9	103.6	101.1	102.9	101.0	100.6	611.1	
	2282	MCLEOD Rory James	100.8	100.0	99.8	100.5	100.9	99.9	601.9	
	2280	BENNETT Owen Phillip	99.2	101.3	101.8	102.6	103.6	100.1	608.6	
5		Team C – NZL	286.3	298.5	291.8	303.1	295.1	301.4	1776.2	
	2358	LOMAS Ross	91.1	101.9	98.0	101.4	98.5	97.3	588.2	
	2354	GREEN David	97.1	98.9	97.2	101.2	99.7	102.6	596.7	
	2353	GRAIN David	98.1	97.7	96.6	100.5	96.9	101.5	591.3	

Rank	Bib No	Name	Series						Total	Remarks
			1	2	3	4	5	6		

Summary

Number of athletes on this list: 15; Total number of athletes: 17; Total number of teams: 5

Legend

7695E87A

ASG	Asian Games	Bib No	Bib Number	ECH	European Championships
OCH	Oceanian Championships	OcR	Oceania Record	QOcR	Qualification Oceania Record
QWR	Qualification World Record	WC	World Cup	WR	World Record

History

Release: Approved Version 1 (11/2/2017 10:02:12 AM)
 Release: Preliminary Version 1 (11/2/2017 9:47:58 AM)

CSF & OSF CHAMPIONSHIPS
RIFLE / PISTOL / SHOTGUN / FULLBORE
GOLD COAST, AUSTRALIA
28 OCT – 08 NOV 2017



RESULTS
50m RIFLE PRONE WOMEN (OSF)
INDIVIDUAL

SAT 4 NOV 2017, START TIME 10:00

Rank	Bib No	Name	Nat	Team	Series						Total	Rem
					1	2	3	4	5	6		
1	2286	JOHNSTON Sally	<u>NZL</u>	Team A – NZL	103.5	105.3	102.7	101.4	102.1	101.7	616.7	
2	2035	SMITH Susannah	<u>AUS</u>	Team A – AUS	100.5	102.0	103.3	104.0	101.0	100.3	611.1	
3	2061	ROMANOFF Chloe	<u>AUS</u>	Team B – AU	101.9	102.3	100.8	99.7	103.5	101.5	609.7	
4	2071	HATZIGIANNIS Jacqui	<u>AUS</u>	Team A – AUS	102.2	102.2	102.1	100.9	103.3	98.6	609.3	
5	2039	RIDLEY Robyn	<u>AUS</u>	Team A – AUS	103.5	102.5	101.0	101.5	100.4	99.6	608.5	
6	2266	HUNT Janet	<u>NZL</u>	Team A – NZL	99.0	101.6	103.1	102.2	101.5	100.6	608.0	
7	2345	BIRRELL Kirsten	<u>NZL</u>	Team C – NZL	102.2	101.8	99.7	101.1	99.6	100.6	605.0	
8	2281	FREIMAN Helen	<u>NZL</u>	Team B – NZL	99.9	101.5	102.2	99.5	99.2	101.3	603.6	
9	2269	WREN Denva	<u>NZL</u>	Team A – NZL	98.6	100.3	100.0	103.7	97.6	103.0	603.2	
10	2344	ARCHER Allison	<u>NZL</u>	Team B – NZL	99.7	99.3	99.0	100.7	99.8	98.7	597.2	
11	2357	LINDSAY Jacqueline	<u>NZL</u>	Team C – NZL	100.4	99.0	99.6	99.4	99.8	98.5	596.7	
12	2272	BURGESS SMITH Jessica Rose	<u>NZL</u>	Team B – NZL	101.8	96.9	102.1	96.2	99.2	97.9	594.1	
13	2364	SHERWIN Adrianna	<u>NZL</u>	Team C – NZL	98.0	96.0	99.7	100.6	98.4	97.5	590.2	
14	2116	STRIK Rachel	<u>AUS</u>	Team B – AU	95.1	101.0	100.3	101.2	99.6	92.5	589.7	
15	2107	WEGENER Lynda	<u>AUS</u>	Team B – AU	98.5	96.8	100.5	99.9	94.4	97.6	587.7	

Summary

Number of athletes on this list: 15; Total number of athletes: 15; Total number of teams: 5

Legend

— Team Member
 Rem Remarks

Bib No Bib Number

Nat Nation

6451FD6D

CSF & OSF CHAMPIONSHIPS
RIFLE / PISTOL / SHOTGUN / FULLBORE
GOLD COAST, AUSTRALIA
28 OCT – 08 NOV 2017



RESULTS
50m RIFLE PRONE WOMEN (OSF)
TEAM

SAT 4 NOV 2017, START TIME 10:00

Records					
WR	628.5 GAUSS Beate	GER	14 SEP 2014	WCH	Granada (ESP)
OcR	620.7 JOHNSTON Sally	NZL	28 JUL 2014	CWG	Glasgow (GBR)

Records Team					
WR	1869.6 GAUSS Beate; ENGLEDER Barbara; STRAUB Isabella;	GER	14 SEP 2014	WCH	Granada (ESP)
OcR	1829.8 JOHNSTON Sally; MACKENZIE Jenna Kendall Louise; WREN Denva;	NZL	29 NOV 2015	OCH	Sydney (AUS)

Rank	Bib No	Name	Series						Total	Remarks
			1	2	3	4	5	6		
1		Team A – AUS	306.2	306.7	306.4	306.4	304.7	298.5	1828.9	
	2035	SMITH Susannah	100.5	102.0	103.3	104.0	101.0	100.3	611.1	
	2071	HATZIGIANNIS Jacqui	102.2	102.2	102.1	100.9	103.3	98.6	609.3	
	2039	RIDLEY Robyn	103.5	102.5	101.0	101.5	100.4	99.6	608.5	
2		Team A – NZL	301.1	307.2	305.8	307.3	301.2	305.3	1827.9	
	2286	JOHNSTON Sally	103.5	105.3	102.7	101.4	102.1	101.7	616.7	
	2266	HUNT Janet	99.0	101.6	103.1	102.2	101.5	100.6	608.0	
	2269	WREN Denva	98.6	100.3	100.0	103.7	97.6	103.0	603.2	
3		Team B – NZL	301.4	297.7	303.3	296.4	298.2	297.9	1794.9	
	2344	ARCHER Allison	99.7	99.3	99.0	100.7	99.8	98.7	597.2	
	2272	BURGESS SMITH Jessica Rose	101.8	96.9	102.1	96.2	99.2	97.9	594.1	
	2281	FREIMAN Helen	99.9	101.5	102.2	99.5	99.2	101.3	603.6	
4		Team C – NZL	300.6	296.8	299.0	301.1	297.8	296.6	1791.9	
	2345	BIRRELL Kirsten	102.2	101.8	99.7	101.1	99.6	100.6	605.0	
	2357	LINDSAY Jacqueline	100.4	99.0	99.6	99.4	99.8	98.5	596.7	
	2364	SHERWIN Adrianna	98.0	96.0	99.7	100.6	98.4	97.5	590.2	
5		Team B – AUS	295.5	300.1	301.6	300.8	297.5	291.6	1787.1	
	2061	ROMANOFF Chloe	101.9	102.3	100.8	99.7	103.5	101.5	609.7	
	2116	STRIK Rachel	95.1	101.0	100.3	101.2	99.6	92.5	589.7	
	2107	WEGENER Lynda	98.5	96.8	100.5	99.9	94.4	97.6	587.7	

Rank	Bib No	Name	Series						Total	Remarks
			1	2	3	4	5	6		

Summary

Number of athletes on this list: 15; Total number of athletes: 15; Total number of teams: 5

Legend

C77487DC

Bib No	Bib Number	OCH	Oceanian Championships	OcR	Oceania Record
WCH	World Championships	WR	World Record		

History

Release: Approved Version 1 (11/4/2017 11:02:08 AM)
 Release: Preliminary Version 1 (11/4/2017 10:48:41 AM)


CSF & OSF CHAMPIONSHIPS
RIFLE / PISTOL / SHOTGUN / FULLBORE
GOLD COAST, AUSTRALIA
28 OCT – 08 NOV 2017











SKEET MEN (OSF)

FINALS

WED 01 NOV 2017



Pos.	Bib	Cat	Name	NOC	Results					Qua	Tot	Prize	Remarks
					R.1	R.2	R.3	R.4	R.5				
1	2084	M	ADAMS, Paul	AUS 	25	24	24	24	25	122	54		
2	2085	M	FERGUSON, Keith	AUS 	24	23	24	25	24	120	53		
3	2254	M	WILSON, Michael Paul	NZL 	24	24	22	23	24	117	41		
4	2086	M	BOLDING, James	AUS 	22	24	22	25	20	113	31		
5	2255	M	WASHBOURNE, Barry	NZL 	19	18	21	20	18	96	20		
6	2253	M	SPEERS, Stephen Norman	NZL 	20	20	19	18	22	99	8		
7	2225	M	MEERS, Mitchell	NFK 	11	19	12	18	16	76			
8	2231	M	SOUTH, Branker*	NFK 	15	16	16	12	14	73			












CSF & OSF CHAMPIONSHIPS
RIFLE / PISTOL / SHOTGUN / FULLBORE
GOLD COAST, AUSTRALIA
28 OCT – 08 NOV 2017



DOUBLE TRAP MEN (OSF)

RESULTS

FRI 03 NOV 2017, START TIME 09:00

Pos.	Bib	Cat	Name	NOC	Results					Qua	Tot	Prize	Remarks
					R.1	R.2	R.3	R.4	R.5				
1	2083	M	TURNER, Thomas	AUS 	26	26	24	25	25	126	70		
2	2074	M	WILLETT, James	AUS 	28	27	26	27	26	134	68		
3	2082	M	PINNER, Shane	AUS 	27	27	26	27	23	130	50		
4	2264	M	WILSON, Scott	NZL 	25	26	26	27	27	131	41		
5	2231	M	SOUTH, Branker	NFK 	22	18	23	24	26	113	31		
6	2275	M	FULLER, Timothy John	NZL 	22	22	22	20	19	105	14		
7	2224	M	JUDD, Clinton	NFK 	23	18	18	22	19	100			
8	2150	M	PHUA, Swee Seng	FIJ 	17	16	17	12	20	82			
9	2225	M	MEERS, Mitchell	NFK 	17	20	14	14	17	82			
10	2303	M	CAFFARELLI, Francis	SAM 	16	17	13	21	15	82			
11	2152	M	STEPHEN, Quintyn Sargun	FIJ 	0	0	0	0	0	0			




CSF & OSF CHAMPIONSHIPS
RIFLE / PISTOL / SHOTGUN / FULLBORE
GOLD COAST, AUSTRALIA
28 OCT – 08 NOV 2017



DOUBLE TRAP WOMEN (OSF)

RESULTS

FRI 03 NOV 2017, START TIME 09:00

Pos.	Bib	Cat	Name	NOC	Results					Qua	Tot	Prize	Remarks
					R.1	R.2	R.3	R.4	R.5				
1	2095	W	COX, Emma	AUS 	29	25	25	24	0	103			
2	2097	W	SHALE, Andrea Gaye	AUS 	20	23	23	17	0	83			
3	2096	W	CORRY (NEE BALOGH),	AUS 	22	22	18	20	0	82			


















CSF & OSF CHAMPIONSHIPS
RIFLE / PISTOL / SHOTGUN / FULLBORE
GOLD COAST, AUSTRALIA
28 OCT – 08 NOV 2017



TRAP MEN (OSF)

RESULTS

MON 06 NOV 2017, START TIME 09:00

Pos.	Bib	Cat	Name	NOC	R.1	R.2	R.3	R.4	R.5	Qua	Tot	Prize	Remarks
1	2274	M	FOSTER, Geoffrey Bernard	NZL 	22	23	23	24	24	116+6	42		
2	2074	M	WILLETT, James	AUS 	23	24	24	23	24	118	41		
3	2073	M	GRICE, Thomas	AUS 	22	23	23	25	23	116+5	33		
4	2075	M	WALLACE, Jack	AUS 	24	23	25	25	22	119	26		
5	2277	M	MACKIE, James Stuart	NZL 	24	23	23	22	20	112	16		
6	2149	M	KABLE, Glen	FIJ 	19	23	24	22	23	111+1+4	13		
7	2276	M	ROBINSON, Owen	NZL 	23	16	25	24	23	111+1+3			
8	2292	M	DONALD, Angus	PNG 	19	23	24	22	23	111+0			
9	2151	M	STEPHEN, Christian Geraud	FIJ 	19	23	21	22	21	106			
10	2289	M	WANMA, Kanawi Hanock	PNG 	19	21	21	20	22	103			
11	2224	M	JUDD, Clinton	NFK 	19	24	20	18	22	103			
12	2150	M	PHUA, Swee Seng	FIJ 	17	22	21	18	24	102			
13	2290	M	WANMA, Daniel	PNG 	21	19	20	21	19	100			
14	2225	M	MEERS, Mitchell	NFK 	18	18	19	16	18	89			
15	2303	M	CAFFARELLI, Francis	SAM 	18	15	18	20	16	87			
16	2226	M	WATSON, Russell	NFK 	17	16	13	15	9	70			
17	2302	M	NAUER, Malcom	SAM 	12	15	8	15	15	65			

CSF & OSF CHAMPIONSHIPS
RIFLE / PISTOL / SHOTGUN / FULLBORE
GOLD COAST, AUSTRALIA
28 OCT – 08 NOV 2017



TRAP MEN TEAM (OSF)

RESULTS

MON 06 NOV 2017, START TIME 09:00

Pos.	Bib	Cat	Name	NOC	R.1	R.2	R.3	R.4	R.5	QUAL	Team	Team Score
1	2075	M	WALLACE, Jack	AUS	24	23	25	25	22	119	AUS A	353
	2074	M	WILLETT, James	AUS	23	24	24	23	24	118	AUS A	
	2073	M	GRICE, Thomas	AUS	22	23	23	25	23	116	AUS A	
2	2076	M	ILES, Mitchell	AUS	24	24	24	25	25	121	AUS B	352
	2078	M	HENWOOD, Craig	AUS	24	22	25	23	22	116	AUS B	
	2077	M	MALONE, Todd	AUS	22	25	20	25	23	115	AUS B	
3	2081	M	BYLSMA, Adam	AUS	20	24	24	24	25	117	AUS C	347
	2079	M	SCHILLER, Matthew	AUS	25	23	24	23	21	116	AUS C	
	2080	M	BYLSMA, Samuel	AUS	22	23	24	23	22	114	AUS C	
4	2274	M	FOSTER, Geoffrey Bernard	NZL	22	23	23	24	24	116	NZL A	339
	2277	M	MACKIE, James Stuart	NZL	24	23	23	22	20	112	NZL A	
	2276	M	ROBINSON, Owen	NZL	23	16	25	24	23	111	NZL A	
5	2346	M	BROWNE-COLE, Myles	NZL	25	22	23	25	24	119	NZL B	320
	2275	M	FULLER, Timothy John	NZL	21	17	18	24	24	104	NZL B	
	2368	M	ROBINSON, Chris	NZL	21	20	21	16	19	97	NZL B	
6	2149	M	KABLE, Glen	FIJ	19	23	24	22	23	111	FIJ A	319
	2151	M	STEPHEN, Christian Geraud	FIJ	19	23	21	22	21	106	FIJ A	
	2150	M	PHUA, Swee Seng	FIJ	17	22	21	18	24	102	FIJ A	
7	2292	M	DONALD, Angus	PNG	19	23	24	22	23	111	PNG A	314
	2289	M	WANMA, Kanawi Hanock	PNG	19	21	21	20	22	103	PNG A	
	2290	M	WANMA, Daniel	PNG	21	19	20	21	19	100	PNG A	
8	2224	M	JUDD, Clinton	NFK	19	24	20	18	22	103	NFK A	262
	2225	M	MEERS, Mitchell	NFK	18	18	19	16	18	89	NFK A	
	2226	M	WATSON, Russell	NFK	17	16	13	15	9	70	NFK A	






CSF & OSF CHAMPIONSHIPS
RIFLE / PISTOL / SHOTGUN / FULLBORE
GOLD COAST, AUSTRALIA
28 OCT – 08 NOV 2017



TRAP WOMEN (OSF)

RESULTS

SUN 05 NOV 2017, START TIME 09:00

Pos.	Bib	Cat	Name	NOC	Results					Qua	Tot	Prize	Remarks
					R.1	R.2	R.3	R.4	R.5				
1	2090	W	SCANLAN, Laetisha	AUS 	24	25	25	0	0	74	42		
2	2092	W	SKINNER, Catherine	AUS 	25	23	24	0	0	72	37		
3	2273	W	ROONEY, Natalie	NZL 	21	23	24	0	0	68	30		
4	2091	W	SMITH, Penny	AUS 	23	23	25	0	0	71	27		
5	2369	W	WOODWARD, Tania	NZL 	21	17	18	0	0	56	15		

CSF & OSF CHAMPIONSHIPS
RIFLE / PISTOL / SHOTGUN / FULLBORE
GOLD COAST, AUSTRALIA
28 OCT – 08 NOV 2017








RESULTS

SKEET WOMEN (OSF)

FINAL

TUE 31 OCT 2017



Pos.	Bib	Cat	Name	NOC	Results					Qua	Tot	Prize	Remarks
					R.1	R.2	R.3	R.4	R.5				
1	2099	W	COLES, Laura	AUS 	25	23	19	0	0	67	51+11		
2	2098	W	JONES, Aislin	AUS 	25	23	21	0	0	69+1	51+10		
3	2252	W	TIPPLE, Chloe	NZL 	23	23	23	0	0	69+2	39		
4	2100	W	LONSDALE, Natasha	AUS 	20	20	20	0	0	60	26		



OCEANIA PAIRS MATCH

1

AUSTRALIA								
SHOOTERS	300Y	500Y	600Y	DAY 1 AGG	900Y	1000Y	DAY 2 AGG	AGGREGATE
J. CORBETT	50.08	48.05	49.06	147.19	71.06	71.03	142.09	289.28
M. POZZEBON	49.03	50.07	48.04	147.14	72.06	70.06	142.12	289.26
TOTAL	99.11	98.12	97.10	294.33	143.12	141.09	284.21	578.54

2

NEW ZEALAND								
SHOOTERS	300Y	500Y	600Y	DAY 1 AGG	900Y	1000Y	DAY 2 AGG	AGGREGATE
M. DODSON	50.08	49.04	49.02	148.14	67.02	57.01	124.03	272.17
B. MEHRTENS	50.07	50.03	50.07	150.17	70.07	67.04	137.11	287.28
TOTAL	100.15	99.07	99.09	298.31	137.09	124.05	261.14	559.45



Oceania Fullbore Rifle Individual Open

Date: 6 Nov 2017

Rank	No	Names		Nat	Stage 1			Stage 2			Stage 3		Totals
		First	Last		300	500	600	300	500	600	900	1000	
1	2104	JIM	BAILEY	AUS	35.3	35.5	35.5	50.8	50.4	49.6	75.5	69.6	398.42
2	2101	JAMES	CORBETT	AUS	35.4	35.6	34.2	50.7	48.4	50.5	75.6	70.5	397.39
3	2109	MATT	POZZEBON	AUS	35.5	35.4	35.1	49.6	49.6	49.4	74.6	69.5	395.37
4	2059	BEN	EMMS	AUS	35.6	34.5	34.2	49.3	50.6	48.5	75.7	69.4	394.38
5	2283	BRIAN	CARTER	NZ	34.3	35.2	35.2	49.3	49.5	49.2	71.1	72.5	394.23
6	2115	PETER	THURTELL	AUS	35.2	35.5	34.4	49.6	50.2	48.6	72.5	69.3	392.33
7	2279	BEVAN	MEHRTENS	NZ	33.2	34.4	33.1	50.4	48.4	47.4	72.7	72.7	389.33
8	2284	JOHN	SNOWDEN	NZ	34.3	34.3	33.2	47.3	47.3	48.2	73.6	67.5	383.27

**YOUTH OLYMPIC GAMES
OCEANIA QUALIFYING EVENT**

**PISTOL / RIFLE
GOLD COAST, AUSTRALIA
27 OCT - 30 OCT 2017**



RESULTS
10m AIR PISTOL MEN YOUTH
MQS

SUN 29 OCT 2017, START TIME 09:00

Bib No	Name	Nat	Series						Total	Remarks
			1	2	3	4	5	6		
2502	DICKSON William Rex	AUS	80	89	89	87	81	77	503-3x	
2505	JAMIESON Cameron Tristan	AUS	85	80	80	81	82	80	488-2x	

Summary

Number of athletes on this list: 2; Total number of athletes: 6

Legend

151DB5A9

Bib No **Bib Number**

Nat **Nation**

Version of 5 NOV 2017, 11:39

Q7000001A2910170900.2.AP60.0.001.pdf

86F7

2

Page 1 of 1

**YOUTH OLYMPIC GAMES
OCEANIA QUALIFYING EVENT**

**PISTOL / RIFLE
GOLD COAST, AUSTRALIA
27 OCT - 30 OCT 2017**



**RESULTS
10m AIR PISTOL MEN YOUTH
FINAL**

SUN 29 OCT 2017, START TIME 13:15

Rk	Bib No	Name	Nat	1st Comp. Stage					2nd Competition Stage - Elimination			Total	Remarks
1	2503	GREENING Leo Benjamin	AUS	49.3	92.7	112.6	131.6	151.6	170.4	188.1	207.3	224.6	
				10.3	10.1	9.5	10.1	10.4					
				10.3	7.7	10.4	9.8	8.8					
				9.7	7.5	9.4	9.0	9.7					
				9.7	8.5	9.6	8.3	7.6					
				9.3	9.6	9.9	9.4						
2	2504	HUGHES Tyson James	AUS	50.4	94.9	112.7	132.1	147.9	165.9	183.4	200.0	218.4	
				9.2	8.6	9.3	8.2	6.6					
				10.7	7.7	8.5	9.0	10.0					
				10.7	9.1	10.7	9.0	9.2					
				10.3	10.1	8.7	9.2	9.2					
				9.5	9.0	7.6	8.3						
3	2501	BOUCHAUD Christopher Jon Tenace	AUS	44.8	92.0	107.9	126.4	143.6	159.7	176.8		196.4	
				9.9	9.5	9.1	9.6	9.5					
				8.4	7.4	6.8	6.9	10.1					
				8.6	9.2	9.4	9.2						
				8.3	10.6	9.1	8.5						
				9.6	10.5	7.6	8.6						
4	2365	THOMAS Benjamin Neil	NZL	42.2	85.8	101.5	118.2	134.7	150.9			167.4	
				8.7	7.7	6.8	8.7						
				6.8	9.9	8.9	7.6						
				9.0	8.8	8.6	8.6						
				9.9	7.6	8.1	9.2						
				7.8	9.6	7.8	7.3						

Legend

Bib No Bib Number

Nat Nation

Rk Rank

95AA8972

History

Release: Approved Version 1 (17/10/29 1:36:21 PM)

Version of 29 OCT 2017, 13:36

F700000IA2910171315.200.AP60.0.001.pdf

86F7

2

Page 1 of 1

**YOUTH OLYMPIC GAMES
OCEANIA QUALIFYING EVENT**

**PISTOL / RIFLE
GOLD COAST, AUSTRALIA
27 OCT – 30 OCT 2017**



**RESULTS
10m AIR PISTOL MEN YOUTH
QUALIFICATION**

SUN 29 OCT 2017, START TIME 09:00

Rank	Bib No	Name	Nat	Series						Total	Remarks
				1	2	3	4	5	6		
1	2504	HUGHES Tyson James	AUS	91	85	81	86	94	91	528-3x	QF
2	2503	GREENING Leo Benjamin	AUS	85	82	88	90	87	89	521-8x	QF
3	2365	THOMAS Benjamin Neil	NZL	87	89	83	81	89	86	515-6x	QF
4	2501	BOUCHAUD Christopher Jon Tenace	AUS	87	86	78	83	91	81	506-4x	QF

Summary

Number of athletes on this list: 4; Total number of athletes: 6

Legend

Bib No Bib Number Nat Nation QF Qualified for Final

3FB7C3E3

History

Release: Approved Version 1 (10/29/2017 10:34:47 AM)

YOUTH OLYMPIC GAMES OCEANIA QUALIFYING EVENT

PISTOL / RIFLE
GOLD COAST, AUSTRALIA
27 OCT – 30 OCT 2017



RESULTS 10m AIR PISTOL WOMEN YOUTH FINAL

SUN 29 OCT 2017, START TIME 11:45

Rk	Bib No	Name	Nat	1st Comp. Stage					2nd Competition Stage - Elimination			Total	Remarks
1	2048	ERICKSON Olivia Kate	AUS	50.0	97.0	117.1	133.6	151.9	170.4	188.9	208.8	228.2	
				10.5	9.3	10.2	9.3	10.2					
				10.0	9.7	9.9	10.2	9.7					
				9.7	9.6	8.0	8.3	9.8					
				10.0	9.0	8.5	7.9	9.6					
				9.8	9.4	9.0	10.6						
2	2117	KROOPIN Sascha	AUS	43.7	89.5	109.6	129.2	147.9	166.0	186.0	205.3	224.9	
				8.9	9.2	10.2	9.2	9.5					
				7.8	8.2	9.9	7.3	9.8					
				9.4	9.8	9.4	10.8	9.5					
				9.1	9.3	10.2	10.2	10.1					
				8.5	9.3	9.5	9.8						
3	2500	CONTRERAS Sierra Carole Hope	AUS	46.2	94.4	111.1	127.1	146.4	163.0	182.1		201.4	
				9.1	9.6	9.0	10.5	9.3					
				9.9	10.1	7.7	8.9	10.0					
				7.8	9.9	7.5	7.7						
				9.3	9.6	8.5	9.4						
				10.1	9.0	8.8	9.7						
4	2507	COLLETT Synnamon Georgia Takurangi	NZL	41.3	80.9	98.1	111.4	129.7	147.8			165.2	
				9.1	8.8	10.3	9.2						
				7.1	7.4	6.9	9.5						
				7.5	7.0	3.3	8.6						
				9.2	8.3	10.0	9.6						
				8.4	8.1	9.1	7.8						
5	2506	CARTER Shanae	NZL										DNS

Legend

E0BAB909

Bib No	Bib Number	DNS	Did Not Start	Nat	Nation
Rk	Rank				

History

Release: Approved Version 1 (17/10/29 12:01:34 PM)

Version of 29 OCT 2017, 12:01

F600000IA2910171145.200.AP40.0.001.pdf

86F7

4

Page 1 of 1

**YOUTH OLYMPIC GAMES
OCEANIA QUALIFYING EVENT**

**PISTOL / RIFLE
GOLD COAST, AUSTRALIA
27 OCT – 30 OCT 2017**



**RESULTS
10m AIR PISTOL WOMEN YOUTH
QUALIFICATION**

SUN 29 OCT 2017, START TIME 09:00

Rank	Bib No	Name	Nat	Series				Total	Remarks
				1	2	3	4		
1	2117	KROOPIN Sascha	AUS	92	92	93	92	369-6x	QF
2	2048	ERICKSON Olivia Kate	AUS	89	93	92	93	367-6x	QF
3	2500	CONTRERAS Sierra Carole Hope	AUS	88	92	89	87	356-6x	QF
4	2506	CARTER Shanae	NZL	84	85	91	89	349-3x	QF
5	2507	COLLETT Synnamon Georgia Takurangi	NZL	86	77	70	83	316-1x	QF

Summary

Number of athletes on this list: 5; Total number of athletes: 5

Legend

E0CD726A

Bib No Bib Number DNS Did Not Start Nat Nation
QF Qualified for Final

History

Release: Approved Version 1 (17/10/29 4:53:59 PM)

**YOUTH OLYMPIC GAMES
OCEANIA QUALIFYING EVENT**

**PISTOL / RIFLE
GOLD COAST, AUSTRALIA
27 OCT - 30 OCT 2017**



**RESULTS
10m AIR RIFLE MEN YOUTH
FINAL**

SUN 29 OCT 2017, START TIME 16:15

Rk	Bib No	Name	Nat	1st Comp. Stage					2nd Competition Stage - Elimination	Total	Remarks		
1	2043	HOBERG Alex Chresten	AUS	51.8	102.8	123.9	144.7	165.7	186.4	207.7	228.8	248.3	
				10.5	10.4	10.6	10.6	10.5					
				9.9	10.5	10.5	10.1	10.6					
				10.4	10.3	10.1	10.6	10.1					
				10.4	10.5	10.7	10.9	9.4					
				10.6	9.3	10.4	10.4						
2	2110	DAVIS Michael Edward Andrew	AUS	50.9	102.2	120.3	139.5	160.6	179.8	199.8	220.2	241.6	
				9.6	10.1	8.8	10.3	10.0					
				10.7	10.2	9.3	10.2	10.4					
				10.5	10.9	9.2	9.0	10.7					
				9.4	9.6	10.0	10.2	10.7					
				10.7	10.5	10.8	9.8						
3	2350	DU TOIT Petrus Lodewikus	NZL	43.7	92.2	110.3	129.2	146.3	166.5	182.7		200.9	
				8.7	9.8	8.8	7.6	8.6					
				6.2	9.4	9.3	10.6	9.6					
				9.7	8.9	9.0	9.6						
				8.6	10.4	9.9	7.8						
				10.5	10.0	9.5	8.4						

Legend

Bib No Bib Number

Nat Nation

Rk Rank

C4BF7C1

History

Release: Approved Version 1 (17/10/29 4:34:46 PM)

**YOUTH OLYMPIC GAMES
OCEANIA QUALIFYING EVENT**

**PISTOL / RIFLE
GOLD COAST, AUSTRALIA
27 OCT – 30 OCT 2017**



**RESULTS
10m AIR RIFLE MEN YOUTH
QUALIFICATION**

SUN 29 OCT 2017, START TIME 09:00

Rank	Bib No	Name	Nat	Series						Total	Remarks
				1	2	3	4	5	6		
1	2043	HOBERG Alex Chresten	AUS	105.6	102.8	102.9	103.8	102.6	102.1	619.8	QF
2	2110	DAVIS Michael Edward Andrew	AUS	97.9	100.1	101.0	102.3	100.6	102.1	604.0	QF
3	2350	DU TOIT Petrus Lodewikus	NZL	94.6	90.7	91.6	93.4	99.5	89.4	559.2	QF

Summary

Number of athletes on this list: 3; Total number of athletes: 3

Legend

Bib No Bib Number Nat Nation QF Qualified for Final

F16946E9

History

Release: Approved Version 1 (10/29/2017 10:36:07 AM)

YOUTH OLYMPIC GAMES OCEANIA QUALIFYING EVENT

PISTOL / RIFLE
GOLD COAST, AUSTRALIA
27 OCT - 30 OCT 2017



RESULTS 10m AIR RIFLE WOMEN YOUTH FINAL

SUN 29 OCT 2017, START TIME 14:45

Rk	Bib No	Name	Nat	1st Comp. Stage					2nd Competition Stage - Elimination			Total	Remarks
1	2037	ROSSITER Victoria Michelle Venning	AUS	51.9	103.4	124.3	142.4	162.4	181.7	202.5	223.0	242.4	
				10.7	10.1	10.2	9.7	10.0					
				10.1	10.6	10.7	9.4	10.5					
				10.2	10.6	9.7	9.9	9.9					
				10.2	9.8	8.4	10.4	9.5					
				10.7	10.4	10.3	10.4						
2	2105	KOWPLOS Katarina Rose	AUS	49.9	99.9	119.2	139.1	159.3	178.7	199.5	219.0	239.5	
				9.0	10.8	9.2	10.1	9.3					
				9.7	10.0	10.1	9.6	10.2					
				9.9	9.6	10.3	9.8	10.8					
				10.8	10.1	9.6	10.2	9.7					
				10.5	9.5	10.1	10.6						
3	2349	DAVEY Chalm	NZL	49.0	94.7	114.3	133.3	152.3	171.3	191.7		211.2	
				9.8	9.0	10.2	9.9	10.8					
				9.7	9.6	9.4	9.6	8.7					
				9.8	9.8	9.0	9.4						
				9.9	8.8	10.0	10.5						
				9.8	8.5	9.1	9.9						
4	2363	RIDDLE Jessica Leigh	NZL	45.3	91.2	111.7	131.2	151.0	169.3			186.7	
				10.0	9.0	10.8	9.1						
				8.6	10.1	9.7	9.2						
				8.9	8.8	9.7	9.1						
				8.8	9.7	9.8	8.7						
				9.0	8.3	10.7	8.7						

Legend

Bib No Bib Number

Nat Nation

Rk Rank

1424D7F8

History

Release: Approved Version 1 (17/10/29 3:04:11 PM)

Version of 29 OCT 2017, 15:04

F600000IA2910171445.200.AR40.0.001.pdf

86F7

3

Page 1 of 1

**YOUTH OLYMPIC GAMES
OCEANIA QUALIFYING EVENT**

**PISTOL / RIFLE
GOLD COAST, AUSTRALIA
27 OCT – 30 OCT 2017**



**RESULTS
10m AIR RIFLE WOMEN YOUTH
QUALIFICATION**

SUN 29 OCT 2017, START TIME 09:00

Rank	Bib No	Name	Nat	Series				Total	Remarks
				1	2	3	4		
1	2037	ROSSITER Victoria Michelle Venning	AUS	102.3	100.9	102.4	104.8	410.4	QF
2	2105	KOWPLOS Katarina Rose	AUS	103.0	100.4	101.6	101.0	406.0	QF
3	2363	RIDDLE Jessica Leigh	NZL	99.8	99.7	101.9	98.6	400.0	QF
4	2349	DAVEY Chalm	NZL	97.7	100.8	97.4	97.0	392.9	QF

Summary

Number of athletes on this list: 4; Total number of athletes: 4

Legend

Bib No Bib Number Nat Nation QF Qualified for Final

B12961F5

History

Release: Approved Version 1 (10/29/2017 10:28:14 AM)